



2014 Annual Report Leclanché SA

INDEX

Letter to our shareholders	[3] - [8]
Corporate governance	[9] - [22]
Compensation Report	[23] - [29]
Report of the statutory auditor on the Compensation Report	[30]
Consolidated financial statements 2014	[31] - [68]
Report of the statutory auditor on the consolidated financial statements	[69] - [70]
Statutory financial statements 2014	[71] - [77]
Report of the statutory auditor	[78] - [79]

LETTER TO OUR SHAREHOLDERS

We are pleased to set out our Annual Report for the year to December 31, 2014.

As already recorded in the Interim Report published on September 4, 2014, this has been both an exciting and a challenging period for your Company, during which we were heavily focused on four main objectives:

1. Continued implementation of the Turnaround Plan, leading to a long term Growth Plan;
2. Commercial ramp up on our mass production line at our factory in Germany;
3. Launch of our home storage product in Europe. Launch of a range of industrial storage products in the second half of the year; and
4. Continued development of channels to market and growing a sales pipeline for these products

At that time we also recorded that the Board was firmly of the view that it was necessary, based on its current business plan, to secure additional medium-term financing and to diversify its financing base to meet its working capital requirements and the capital required to scale the business operations as envisaged by the new growth strategy.

We are now pleased to report that on January 5, 2015, shareholder approval was obtained to introduce two facilities under a new convertible loan from Recharge ApS:

1. Facility A – CHF 13 million of working capital funding,
2. Facility B – CHF 8 million of growth funding, to be drawn for the first phases of the approved growth strategy

The existing CHF 5 million convertible loan from Oakridge was also acquired by Recharge APS and on January 21, 2015, this was partially converted to equity under the terms of that loan, thereby increasing the equity of the company by CHF 3.7 million whilst simultaneously reducing the debt.

At this time, CHF 5.6 million has been drawn under Facility A and the first CHF 0.8 million has also been drawn under Facility B to fund the implementation of initiatives under the new growth plan.

We welcome Recharge ApS as a new shareholder, and their representatives Mr Scott Macaw and Mr Robert Robertsson, who have joined the Board of the Company. Their active participation is already helping the Company accelerate some of its Growth plans.

This has been a very eventful period for the Company and one in which it has made significant progress despite many challenges, most notably the tight liquidity situation for a large part of the year affecting financial performance and commercial operations.

Key Events

In February 2014, after many months of test running and validation, the Company commenced volume production of A4 cells at its state-of-art factory in Willstaett, Germany.

The process of water-based coating of electrodes in volume production was successfully implemented during this period; we believe that this is a unique achievement in our industry.

By June 30, with sufficient cells in stock to fulfil expected orders for delivery in H2 2014, we entered a period of holiday shutdown at the factory for July and August. We took this opportunity to re-configure and maintain the production line. Production has now been restarted and will be maintained at a level to produce the cells needed for delivery in 2015.

Your Company has developed a world-leading ceramic safety separator, which is a key element of the cell construction as it forms a strong barrier between the anode and cathode materials that are the two main active components of a cell. In June 2014 we entered into an agreement with Saint-Gobain to co-develop an enhanced separator material leveraging Leclanché's current technology and patents.

As a part of the agreement, Leclanché will outsource the manufacture of the existing separator to Saint-Gobain and work on this has commenced.

With the initial phase of the Turnaround Plan successfully implemented, in June the Board of Directors appointed Mr Anil Srivastava as the new Chief Executive. In addition to discharging the normal duties of chief executive, the Board has asked Anil to deliver a new Growth Plan providing an improved market offering and a path to sustainable profitability.

The Growth Plan now positions the company as a complete Battery Systems Provider, significantly increasing our addressable market; this will give us the ability to address the full spectrum of power-intensive and energy-intensive applications.

This will require:

- a) Acquisition or licensing of Battery Module designs and best-in-class Battery Management Systems software, widely known as BMS.
- b) Addition of high energy-density lithium-ion chemistries such as LFP or graphite/NMC, coupled with our world-leading Titanate chemistry to address power-intensive applications
- c) Provision of packaged Energy Storage Solutions for electricity markets, focused on Diesel-coupled systems, PV-coupled systems and Grid-coupled ancillary services
- d) Provision of packaged solutions for Electrified Transport and Industrial Machinery sectors, such as buses, marine systems and materials handling equipment. Focus on building sales channels and seek to establish strategic alliances

Sales Channels:

The Company is in active discussions to expand this network into the USA, Canada, Chile, India and the Middle East.

Strategic Alliances:

Building from the success of our joint development agreement with Saint-Gobain, we will seek to enter into large volume markets such as automotive and aviation where the safety separator is of paramount importance.

Additionally, with increasingly strict environmental regulation, the Company has a significant opportunity to license its unique capability for water-based coating of anodes and cathodes in volume production.

Whilst management will aim to always operate as efficiently as possible, current operating cost levels are unlikely to be substantially reduced further, as this is incompatible with business expansion. The new Growth Plan envisages significant scaling of operations in sales and solutions delivery and incorporates an efficient organisational structure to deliver increased productivity per person.

Achievements in 2014

Apart from the progress made on the Turnaround Plan, we have had some notable achievements during 2014 across the organization:

1. Commercial

Good progress has been made in building sales channels and whilst there is significantly more to do in this area under the new Growth Plan, we are pleased to report the following:

- More than 1MWh of industrial storage solutions – this includes 500kWh of secured order, worth around CHF 2 million, from l'Ecole Polytechnique Fédérale de Lausanne (EPFL) for a full grid-coupled ESS and more than 400kWh shortlisted for an island storage solution incorporating PV and diesel coupling. The latter project is awaiting financial close. The EPFL contract is a joint project with

Romande Energie to build a Utility-scale grid-coupled Storage solution that addresses the grid stabilization needs for better integration of increasing levels of Renewables energy generation.

- A pilot order has been received recently by the Portable business for an off-grid Street Lighting solution using our Titanate A4 cells.

2. Production Ramp up

Our new Head of Production started in January 2014 and in the period to June 30 a sufficient number of cells were produced on our state-of-art volume production line to fulfil expected orders for delivery in H2 2014. We entered a period of holiday shutdown at the factory for July/August and production has now been restarted and will be maintained at a level to produce the cells needed for delivery in 2015.

3. Continued Research & Development

During H2 2014, ENEL (Italian utility) performed intensive tests on our Titanate-cells based battery energy storage system. The tests confirm that the Leclanché solution meets the needs of the grid ancillary service application. This is a valuable achievement as ENEL has one of the most demanding requirements for these services.

Having completed the De-Lion project, a grant-funded project through which we pioneered the use of water-based technology in our coating process for both anode and cathode, we have now successfully implemented that in volume production.

Apart from making a positive environmental contribution, this provides us with enhanced cell stability and performance. We are also participating in Batteries 2020, which is an EU-funded project aimed at enhancing the lifetime and energy density of lithium-ion batteries used in electric vehicles.

We are a consortium member of the Ambassador project, which is an EU-funded project to study, develop and experiment with systems and tools that aim to optimise district energy usage and manage the energy flows by predicting and matching energy consumption and energy production.

Our cells have been independently tested by the Hochschule Landshut, a University of Applied Sciences and found to have “enormous cycling stability and capacity retention” at 100% depth of discharge. Copies of the report are available on our website.

Available market reports indicate continuous reduction in Average Selling Price (“ASP”) in the coming years. We have therefore launched an aggressive cost reduction program for raw materials procurement together with related cell development. Initial results indicate significant cost savings can be realised in H1 2015 and beyond.

As previously reported, we are also working on a high voltage cell, which might allow us to increase the capacity of our standard cell, significantly reducing cost per kilowatt hour. We have encouraging results in testing and the development program continues to progress well, but it is still too early to make any commitment if and when we would be in a position to launch such a cell on the market.

4. New Organization in place

Notwithstanding the difficulties during H2 2014, we have been preparing the Organization to execute the 2015 Operating and Growth Plans of the Company. Effective from Jan 2015, the Company is organized around three commercial Business Units, one Engineering Business Unit (BU) and one Technology and Industrial team:

Stationary Storage Systems BU sells and supports Customers requiring Storage solutions coupled with Distributed Power Generation like PV Solar/ Wind/ Diesel Gensets and Grid Ancillary Services.

Speciality Battery Systems BU will combine current Portable and Distribution businesses to bring even greater focus to deliver Customized Battery Systems to its Customers.

Mobile Storage Systems BU sells and supports Customers requiring Storage solutions for mass transport networks like hybrid/ full electric fleet of Bus/ Trams/ Trains/ Ferries; and Industrial Machineries like Automated Guided Vehicles (AGVs) etc.

System Engineering and Delivery BU is responsible for Design, Project implementation and Services for all commercial Business Units.

Technology and Industrial Team is responsible for group-wide R & D and Production functions.

Your Company now has a top-class International leadership team with a good blend of existing personnel and new recruitments.

Financial Results

Key Figures

(in mCHF) (IFRS)	31.12.2014	31.12.2013
Revenue	10.78	14.90
EBITDA	-16.92	-9.65
EBIT	-22.44	-12.09
Loss for the year	-25.73	-13.55
Equity	22.92	39.22
Equity % of Assets	54.6%	76.6%
Earning per share [CHF]	-1.33	-1.69
Number of Employees [FTE]	114	105

Overall financial performance of the Company was seriously affected by the tight liquidity situation causing a loss of business in H2 2014 and preventing fulfilment of Orders with short-term deliveries. Consolidated revenues for the year to December, 2014 were CHF10.79million, down by 27.6% compared with the previous year, as a result of these factors and also as a result of reduced grant revenues in the Stationary Business.

Revenues from the Portable Business were CHF6.75million (2013: CHF8.88million), down by 24% compared with the previous year mainly as a result of one large long-term contract drawing to a close during 2014. This Business unit was particularly affected by the liquidity situation. The Portable business has recruited new sales personnel during the period and is successfully diversifying into new sectors such as medical systems and transport with a view to replacing this lost revenue over the course of the next 12 months.

Revenues from the Distribution Business were CHF3.27million (2013: CHF3.33million), marginally reduced from last year but with the prospect of some increase during 2015 as a result of the recent addition of certain significant new customers.

Revenues in the Stationary Business were just CHF0.63million (2013: CHF2.60million). Most of the revenues in 2013 came from grant-funded projects. During H2 2014, the new CEO restructured the Sales organization with

nearly half the team replaced. Significant progress for Stationary orders and revenues is envisaged during the next 12 months.

The Portable Business generated an EBITDA loss of CHF(0.80)million (2013: EBITDA CHF1.11million), as a result of reduced revenues and the increased cost from new sales personnel.

The Distribution Business showed a small EBITDA of CHF0.03million (2013: EBITDA loss CHF(0.10)million).

The Stationary Business recorded an EBITDA loss of CHF(9.35) million (2013: EBITDA loss CHF(4.74)million), mainly as a result of the reduction in grant revenues and the reorganisation and ramp up of sales and marketing activity and personnel during 2014.

Group central costs at the EBITDA level were CHF(6.80)million (2013: CHF(5.92)million), an increase of 15%, mainly attributable to the organisational and operational restructuring needed to deliver business expansion.

The net loss for the year was CHF(25.73)million (2013: Loss CHF(13.55)million), an increase CHF10.81million, as a result of an increased EBITDA loss described above, the commencement of depreciation charges associated with the main production facility in Germany and a one-off, non-cash, deferred tax charge of CHF 1.38million, arising under the requirements of IFRS, in connection with the elimination of carry-forward tax losses in Germany and resulting from the recent financial restructuring of the group.

The earnings per share is a loss of CHF(1.33), compared to a loss of CHF(1.69) in 2013, due to the higher weighted number of shares in issue when compared to the previous year.

Outlook

While the road ahead still presents many challenges, your Company is well positioned to register commercial success, thanks to the actions already commenced under the Growth Plan.

Your Company is well underway to complete its compelling Product offer in the industry and emerge as the unique provider of optimized BESS for Power, Energy, and blended Hybrid applications.

In particular we would like to comment on our Product Offer:

- Your Company has already commenced industrial production of its new Energy Cell based on Graphite NMC chemistries. For this we are procuring proven automotive-grade Electrodes from a current partner and producing the Cells using our well established industrial process in our factory in Germany, as well as leveraging our industry leading Safety Separator.
- Your Company has identified, validated and secured Term Sheets for insourcing critical Module and Battery Management System Hardware and Software.

The market for large-scale energy storage solutions for both Electricity and Mass Transport Segments is evolving at a rapid pace not just in Europe, but in North America, South America and Asia as well. This market has clearly entered into early stage Commercial Procurements.

In particular we would like to comment on key market drivers:

- We have validated our offer, and its Return on Investment proposition ("ROI") for PV Solar and diesel-coupled ESS is clear and compelling. In addition to the Island solution for which we are short-listed in 2014, we are actively engaged in another Island solution where our BESS would couple with both Wind and Solar parks to significantly reduce Diesel consumption. We intend that these projects will provide the company with an important reference for expanding such packaged solutions in selected markets worldwide

- The addressable market for grid-coupled ESS providing ancillary services such as frequency and voltage regulation, where our technology is particularly well suited, is a multi-\$bn market. However it must be noted that the contracting structure and remuneration policy for such services is still evolving in key markets such as Germany, the UK and California in the USA. Market reports indicate this market will be in a commercial procurement phase within two years

Following the success with EPFL project, your Company is now engaged in the promotion of a large BESS project for Frequency regulation services in Europe. We are at Front-end Engineering and Design (FEED) stage of this project and have commenced initial marketing of this project to potential investors.

- We have validated our offer and its Return on Investment (“ROI”) for the Electrified Transport and Industrial Machinery sectors, and now have two Letters of Intent for a fleet of Electric Buses and for a specialized heavy transport vehicle; we hope to convert these into the first projects for your company in this exciting market.
- International expansion remains a top priority for the Company. We will continue to pursue strategic alliances to establish a strong go-to-market and delivery partnership in selected markets around the world. Our priority remains the US, Chile, China, India and South Africa.

The company anticipates that, subject to the successful completion of the Turnaround Plan and the successful implementation of the Growth Plan, funding under Facility A will satisfy the company’s working capital requirements for at least the next twelve months and until the achievement of Adjusted EBITDA breakeven (defined as EBITDA breakeven adjusted to exclude any non-cash items and as further adjusted to exclude any negative effect of growth initiatives and activities which are separately funded under Facility B or otherwise).

Notwithstanding this, as operations are scaled, particularly in Sales and Delivery, the Company is aware of the significant execution risk this carries, and we will continue to explore options to raise further growth capital alongside the existing Facility A and Facility B, as envisaged by the agenda approved by shareholders at the Extraordinary General Meeting of 5 January 2015.

Available cash and undrawn facilities at 31 December 2014 were CHF537K (2013: CHF3,060K). In addition, CHF 6.4 million has been drawn subsequently under the Convertible Loans from Recharge ApS.

Finally, we would like to express our thanks to all our employees, and to our shareholders for their support during this period. We are excited by the challenges and opportunities ahead of us and look forward to continuing to build Leclanché’s future with them.



Jim Attack
Chairman of the Board



Anil Srivastava
Chief Executive Officer

CORPORATE GOVERNANCE

The following section has been prepared in accordance with the Swiss Code of Obligations and the Directive on Information Relating to Corporate Governance issued by the SIX Swiss Exchange Ltd.

Except when otherwise provided by law, the Articles of Association or Leclanché's Organizational Regulations, all areas of management are fully delegated by the Board of Directors to the Executive Committee.

1. Group Structure and Shareholders

Group structure

LECLANCHE S.A., Avenue des Sports 42, 1400 Yverdon-les-Bains (the "**Company**"), is listed under the Main Standard on the SIX Swiss Exchange under Swiss security number 11030311 (ISIN: CH0110303119). As at 31 December 2014, the market capitalisation of the Company was CHF 106'169'210.5 (31 December 2013 CHF: 50'824'114.6).

The Company owns 100% of the share capital of the non-listed Leclanché GmbH, Willstätt, Germany and the non-listed Leclanche Uk Ltd, London, England (the Company together with Leclanché GmbH and Leclanché Uk Ltd, the "**Group**"). Leclanché GmbH has a nominal share capital of EUR 270'600; Leclanche Uk Ltd's share capital amounts to £ 100. There are no other companies belonging to the Group.

The operational structure of the Group corresponds to the segment reporting presented on Note 3 of the consolidated financial statements.

Significant shareholders

Pursuant to the information provided to the Company by its shareholders in accordance with article 20 of the Swiss Stock Exchange Act (SESTA), the following shareholders held more than 3% of the voting rights of LECLANCHE S.A. as of 31 December 2014:

	Voting Rights (Equity Securities) (%)	Voting Rights conferred by Financial Instruments (%)
Group of shareholders consisting of, among others, Precept Fund Management SPC acting on behalf of Precept Fund Segregated Portfolio and Oakridge Global Energy Solutions, Inc.; Bruellan Corporate Governance Action Fund; Recharge ApS. ¹	87.7	65.1 ²
Talisman Infrastructure International Ltd (direct holder of voting rights conferred by financial instruments) ³	–	7.0 ⁴

¹ Group of shareholders consisting of the following members: (a) Bruellan group: Bruellan Corporate Governance Action Fund, Walker House, 87 Mary Street, George Town, Grand Cayman, KY1 9005 Cayman Islands is an exempted limited company under the provisions of the Company Law (as amended) of the Cayman, the investment manager of Bruellan Corporate Governance Action Fund is Bruellan SA, Rue Sigismond-Thalberg 2, 1204 Genève acting as investment manager of Bruellan Corporate Governance Action Fund is controlled by Bruellan Holding SA, Rue Centrale 50, 3963 Crans-Montana (b) Precept group: Leclanché SA; Oakridge Global Energy Solutions, Inc. (formerly known as Oak Ridge Energy Technologies Inc.) is a company under the laws of Colorado / USA having its registered office at 751 North Drive, Suites 9-12 Melbourne, Florida, USA; Approx. 53.5% of the shares and voting rights in Leclanché SA are held by Precept Fund Management SPC acting on behalf of Precept Fund Segregated Portfolio and approx. 91% of the shares and voting rights in Oakridge Global Energy Solutions, Inc. are held by Precept Fund Management SPC acting on behalf of Prescient Fund Segregated Portfolio and Precept Fund Segregated Portfolio. Precept Fund Management SPC is an Exempted Segregated Portfolio Company under the laws of the Cayman Islands having its registered office at Ground Floor, Harbour Centre, 42 North Church Street, PO Box 1569, George Town, Grand Cayman KY1-1110, Cayman Islands. Prescient Fund Segregated Portfolio and Precept Fund Segregated Portfolio are a segregated portfolios of Precept Fund Management SPC. Both segregated portfolios are segregated portfolios of Precept Fund Management SPC under the laws of the Cayman Islands; there are a number of investors in Prescient Fund Segregated Portfolio and Precept Fund Segregated Portfolio, none of which has a controlling influence; all investors hold participating redeemable non-voting shares; 100% of the management shares (voting, non-participating shares) in Precept Fund Management SPC are held by Venice Investments Group Corp., a corporation under the laws of the British Virgin Islands, having its registered office at Road Town, Tortola, British Virgin Islands; 100% of the shares in Venice Investments Group Corp. are held by RIDAS AKTIENGESELLSCHAFT, a corporation under the laws of the Fürstentum Liechtenstein, having its registered office at c/o INDUSTRIE- UND FINANZKONTOR ETABLISSEMENT, Herrengasse 21, 9490 Vaduz, Fürstentum Liechtenstein; 100% of the shares in RIDAS AKTIENGESELLSCHAFT are held by PMServices Aktiengesellschaft, a corporation under the laws of the Fürstentum Liechtenstein, having its registered office at c/o INDUSTRIE- UND FINANZKONTOR ETABLISSEMENT, Herrengasse 21, 9490 Vaduz, Fürstentum Liechtenstein; 100% of the shares in PMServices Aktiengesellschaft are held by the Foundation Prinz Michael, a foundation under the laws of the Fürstentum Liechtenstein, with registered office at c/o INDUSTRIE- UND FINANZKONTOR

ETABLISSEMENT, Herrengasse 21, 9490 Vaduz, Fürstentum Liechtenstein. The members of the foundation board are Erich Strub, Vaduz, Gerhard Habsburg-Lothringen, Schaan, und Hans Rudolf Küpfer, Reinach (c) Recharge group: Recharge ApS is an investment company limited by shares, incorporated under the laws of Denmark and having its seat at Frederiksgade 21, 1st Floor, 1265 Copenhagen, Denmark; 50% of the shares and voting rights in Recharge ApS are held by Wacam Investments ApS, an investment company limited by shares, incorporated under the laws of Denmark and having its registered office at c/o Macaw, Strandagervej 18, 2900 Hellerup, Denmark; 40% of the shares and voting rights in Wacam Investments ApS are held by Scott Campbell Macaw, residing in Hellerup, Denmark, and 60 % of the shares and voting rights in Wacam Investments ApS are held by Stephen Macaw, Scott Campbell Macaw's brother, residing in Brighton, Australia; 50% of the shares and voting rights in Recharge ApS are held by Nora Trading Limited, a company limited by shares, incorporated under the laws of New Zealand and having its registered office at 6 Viaduct Harbour Avenue, 1010 Auckland, New Zealand; 100% of the shares and voting rights in Nora Trading Limited are held by Robert Aron Robertsson, residing in Lutry, Switzerland.

² Conversion rights.

³ Talisman Infrastructure International Ltd, Malta, is owned by Joseph Mangion, Esher (UK) (50%) and Eric Wilkinson, London (UK) (50%). No separate shareholders' agreement exists between Joseph Mangion and Eric Wilkinson with respect to their shares in Talisman Infrastructure International Ltd.

⁴ Series A Warrants and Series B Warrants (see also below "2. Capital Structure").

17 disclosure notifications according to article 20 SESTA were published by the Company in 2014. These notifications (including further details on the above mentioned notifications) can be accessed at: http://www.six-exchange-regulation.com/obligations/disclosure/major_shareholders_en.html

Cross-shareholdings

The Company has no cross-shareholdings in excess of 5% of the capital or the voting rights with any other company.

2. Capital Structure

Share capital

The issued share capital of the Company amounts to CHF 32'971'804.50, divided into 21'981'203 fully paid-in registered shares with a nominal value of CHF 1.50 each.

Conditional share capital

Pursuant to article 3 ter of the Articles of Association, the Company's share capital can be increased by a maximum aggregate amount of CHF 1'617'924 through the issuance of a maximum of 1'078'616 fully paid-in registered shares with a nominal value of CHF 1.50 each, by exercising option rights granted to employees, members of the Executive Committee and members of the Board of Directors in accordance with conditions determined by the Board of Directors. The Board of Directors determines the issue price. The subscription rights of the shareholders are excluded. The new registered shares are subject to the restrictions set forth in article 4 (transferability of shares) of the Articles of Association. As at 31 December 2014, no shares were issued on the basis of article 3 ter of the Articles of Association.

Pursuant to Article 3 quinquies of the Articles of Association, the Company's share capital can be increased by a maximum aggregate amount of CHF 10'251'561, by issuing a maximum of 6'834'374 fully paid-in registered shares with a nominal value of CHF 1.50 each by the exercise of conversion rights granted to Precept Fund Management SPC on behalf of Precept Fund Segregated Portfolio ("Precept") under the convertible loan agreement of 8 July 2013, as amended from time to time ("Convertible Loan Agreement") and such other loan agreements with Precept entered into from time to time with Precept being entitled to pay the issue price in whole or in part by offsetting against claims under the Convertible Loan Agreement. The conversion rights granted to Precept under the Convertible Loan Agreement or such other loan agreements are needed for the restructuring of the Company. The pre-emptive rights of the shareholders are therefore excluded in favour of Precept. The conversion shall be made in accordance with the terms of the Convertible Loan Agreement or such other loan agreements. The conversion rights are exercisable until 30 June 2016, subject to extension (all in accordance with the Convertible Loan Agreement or such other loan agreements). The new registered shares are subject to the restrictions set forth in Article 4 of the Articles of Association.

Authorized share capital

Pursuant to Article 3 quarter of the Articles of Association, the Board of Directors is authorized until 25 August 2015 to increase the share capital up to a maximum amount of CHF 14'075'359.50 through the issue of a maximum of 9'383'573 fully paid-in registered shares with a nominal value of CHF 1.50 each. Partial capital increases are possible. The issue price, the date for entitlement to dividends and the type of contributions are to be determined by the Board of Directors. Contributions from freely disposable equity capital of the Company (including the Company's capital contribution reserves) pursuant to article 652d of the Swiss Code of Obligations up to the entire issue price per registered share are possible. The new registered shares are subject to the restrictions set forth in Article 4 of the Articles of Association. The Board of Directors can exclude the pre-emptive rights in favour of (i) Precept Fund Management SPC on behalf of Precept Fund Segregated Portfolio ("Precept"), a financial creditor of the Leclanché group under the convertible loan agreement of 8 July 2013, as amended from time to time ("Convertible Loan Agreement") and such other loan agreements entered into with Precept from time to time for subscription with Precept being entitled to pay the issue price in whole or in part by offsetting against claims under the Convertible Loan Agreement or such other loan agreements, and (ii) Talisman Infrastructure International Ltd., a company associated with Talisman Infrastructure Ventures LLP through common ownership for non-regulated services rendered to the Company in connection with the capital raising or other advisers or agents of the Company in connection with the restructuring.

Changes in share capital

During the last three financial years, the following changes in the share capital of the Company have occurred:

- On 30 June 2014, Precept converted the last tranche of the Precept Loan into 1'470'581 registered shares issued under Article 3 quinquies of the Articles of Association. The increased share capital of 32'971'804.50 divided into 21'981'20 registered shares was updated in the Articles of Association effective 8 October 2014.
- At the ordinary general meeting of shareholders of 3 April 2014, the shareholders approved a reduction of the nominal share capital of the Company by CHF 8'158'607.87 through the reduction of the nominal value of all outstanding 13,374,767 registered shares of the Company from CHF 2.11 to CHF 1.50 per share. At the same meeting, the shareholders approved the increase of share capital by CHF 10'703'782.50 through the issuance of 7'135'855 fully paid-in registered shares with a nominal value of CHF 1.50 each. The capital increase was registered in the Commercial Register of the Canton of Vaud on 10 April 2014.
- At the extraordinary general meeting of shareholders of 26 August 2013, the shareholders approved a reduction of the nominal share capital of the Company by CHF 16'271'119.05 through the reduction of the nominal value of all outstanding 5,630,145 registered shares of the Company from CHF 5 to CHF 2.11 per share. At the same meeting, the shareholders approved the increase of share capital by CHF 16'341'152.42 through the issuance of 7'744'622 fully paid-in registered shares with a nominal value of CHF 2.11 each. The capital increase was registered in the Commercial Register of the Canton of Vaud on 10 September 2013.
- At the extraordinary general meeting of shareholders of 26 August 2013, *the shareholders approved the creation of conditional capital in the maximum aggregate amount of CHF 12'457'433.67 through the issuance of a maximum of 5'903'997 fully paid-in registered shares with a nominal value of CHF 2.11 each, reserved for the exercise of conversion rights under the under the convertible loan agreement of 8 July 2013, as amended from time to time ("Convertible Loan Agreement"), between the Company and Precept Fund Management SPC on behalf of Precept Fund Segregated Portfolio ("Precept").*
- At the extraordinary general meeting of shareholders of 26 August 2013, *the shareholders approved the creation of authorized capital until 26 August 2015 in the maximum aggregate amount of CHF 14'075'360.57 through the issuance of a maximum of a maximum of 6'670'787 fully paid-in registered shares with a nominal value of CHF 2.11 each, reserved for the exercise of conversion rights under the Convertible Loan Agreement and as a basis for the issuance of option rights to Talisman Infrastructure International Ltd., a company associated with Talisman Infrastructure Ventures LLP through common ownership, for non-regulated services rendered to the Company in connection with the capital raising or other advisers or agents of the Company in connection with the restructuring.*

- In connection with the capital increase of 3 February 2012 (see below), the Company issued 2'148'238 shareholder options (warrants) which were exercisable at any time between February 6, 2012 and 12:00 noon (CEST) on August 6, 2012, subject to their terms of the warrants and selling restrictions. At the end of the warrant exercise period, 492,114 warrants were exercised resulting in 246'057 new registered shares issued from conditional capital.
- On 2 February 2012, the Board of Directors executed a capital increase by CHF 10'741'190 from CHF 16'179'250 to CHF 26'920'440 by issuing 2'148'238 fully paid-in registered shares with a nominal value of CHF 5 each. Of the 2'148,238 new shares, 750'000 new shares were created from an ordinary capital increase on the basis of the resolution of the extraordinary shareholders' meeting of 8 November 2011 and 1'398'238 new shares were created from existing authorized capital of the Company. The capital increase was registered in the Commercial Register of the Canton of Vaud on 3 February 2012.

Shares

All shares are registered shares with a nominal value of CHF 1.50 each. The Company has one share class only. Each share registered with the right to vote entitles the holder to one vote at the general meeting of shareholders. The shares rank *pari passu* in all respects with each other, including voting rights, entitlement to dividends, liquidation proceeds in case of liquidation of the Company and preferential subscription rights.

Participation and profit sharing certificates

The Company has not issued any non-voting equity securities such as participation certificates (*bons de participations*, *Partizipationsscheine*) or profit sharing certificates (*bons de jouissance*, *Genussscheine*).

Limitations on transferability and nominee registrations

Pursuant to article 4 of the Articles of Association, acquirers of registered shares (with ownership or usufruct rights) are recorded upon demand in the share register as shareholders with voting rights if they expressly declare to have acquired their shares in their own name and for their own account or if they indicate the name, surname, domicile, address and citizenship (registered office for legal entities) of the person in which name or for which account they hold the shares. The Board of Directors may, after hearing the person concerned, cancel the entry in the share register with retroactive effect, if such entry was based on untrue or misleading information given by the acquirer.

The Articles of Association do not provide for nominee registrations.

Stock Options, Convertible Loans and Warrants

The Company issued stock options allocated under the employee stock option plan for the employees and the members of the Board of Directors adopted by the Board of Directors on 26 February 2010. Each option granted under the employee stock option plan is granted, as a rule, free of charge and entitles the holder to acquire from the Company one share against payment in cash of the exercise price. For each grant of options, the Company and the plan participant enter into an option contract. The exercise price and the exercise period are set by the Board of Directors in the option contract. The exercise price is the average of the closing prices of the shares during the five trading days preceding the date of grant of the options plus a premium to be determined by the Board of Directors at its absolute discretion. The Board of Directors may determine a restriction period during which the options cannot be exercised. The options vest on the day after the date when the restriction period lapses. The granted options forfeit if, prior to the end of the restriction period, (i) the option holder terminates the employment contract other than for valid reasons, retirement at normal retirement age as may be agreed between the option holder and the Group, death or disability, or (ii) the Group terminates the employment contract for valid reason. Except under certain circumstances (e.g. tender offer or death), the options are not transferable. The shares will be made available through the conditional capital of the Company or open market buybacks of existing shares.

As at 31 December 2014, no options were granted under the employee stock option plan mentioned here above.

Outstanding options granted under the 2010 employee stock option plan as of 31 December 2014:

Date of grant	No. of options	Exercise price	Ratio	Restriction period	Exercise period
19.02.2010	8'780	CHF 38.40	1:1	4 years	19.02.2014 - 18.02.2016
01.07.2012	150'000	CHF 16.00	1:1	2 years	01.07.2014 – 30.06.2016

On 8 July 2013, the Company entered into a senior secured convertible loan agreement for CHF 17 million maturing on 30 June 2016 (the "**Precept Loan**") from Precept Fund Management SPC on behalf of Precept Fund Segregated Portfolio ("**Precept**"). On 30 June 2014, Precept converted the last tranche the last tranche of the Precept Loan into 1'470'581 registered shares of the Company.

On 31 October 2013, the Company issued to Talisman Infrastructure International Ltd 832'827 Series A Warrants and 594'876 Series B Warrants as compensation for services rendered in connection with capital raising and in particular the retention of Precept as a new investor.

- The Series A Warrants are exercisable into fully paid up registered shares of the Company at an exercise price of CHF 1.50 per share. The Series A Warrants may be exercised at any time until 15 October 2023. The number of shares to be issued upon exercise of the Series A Warrants is dependent on the development of the share price. The formula for the number of shares (N) to be issued upon exercise of Series A Warrants (W) is: $N = W \times ((\text{Average Closing Price} - \text{Exercise Price}) / \text{Average Closing Price})$ provided that the maximum number of shares to be issued as a result of the exercise of Series A Warrants shall not exceed 3.5% of the fully diluted share capital after taking into account the number of shares that would be issued if the Precept Loan were fully converted into shares of the Company. The Average Closing Price is the closing price averaged over the preceding 10 business days.
- The Series B Warrants are exercisable into fully paid up registered shares of the Company at an exercise price of CHF 4.50 per share. The Series B Warrants may be exercised at any time until 15 October 2023. The number of shares to be issued upon exercise of the Series B Warrants is dependent on the development of the share price. The formula for the number of shares (N) to be issued upon exercise of Series B Warrants (W) is: $N = W \times ((\text{Average Closing Price} - \text{Exercise Price}) / \text{Average Closing Price})$ provided that the maximum number of shares to be issued as a result of the exercise of Series A Warrants shall not exceed 2.5% of the fully diluted share capital after taking into account the number of shares that would be issued if the Precept Loan were fully converted into shares of the Company. The Average Closing Price is the closing price averaged over the preceding 10 business days.

Effective from 1 January 2014, the Company introduced a performance related Capped Stock Option Plan ("CSO Plan") for senior executives that is linked to both company and individual performance. The CSO Plan is designed to direct the focus of the executives concerned on long-term share price appreciation, to promote the long-term financial success of the Group and generally to align the interests of executives with those of shareholders. A summary of the CSO Plan is set out below. The plan will be administered by an administrative committee appointed by the Board. Under the CSO Plan an award for a certain number of options is made at the start of the financial year at an exercise price equal to 110% of the average Share Price for the sixty (60) business days preceding the award date, subject to it being (a) not less than the share price at the award date, and (b) not more than 115% of the Share Price at the award date. The actual number of options that are granted to the executive will be determined at or shortly after the end of the year depending on the corporate and individual performance, according to a pre-defined matrix and can range from 0% to 150% of the original award. Options granted are exercisable within 7 years from the date of award and vest evenly over a 3 year period. 50% of each tranche that is vested is blocked for a further 12 months. The option holder may exercise unblocked options within the exercise period by either paying the exercise price to the company to acquire the shares, or authorizing the company to sell sufficient shares to pay the exercise price of the CSOs. In event of termination of employment for any reason other than death or disability, (a) any unvested CSOs shall lapse, (b) any blocked CSOs shall become unblocked CSOs and can be exercised during a period of 30 business days after

the termination date, after which they lapse, and (c) any unblocked CSOs can be exercised prior to the termination date, after which they lapse. The administrative committee has discretion to vary conditions as it deems appropriate.

In 2014, 119'000 options were granted under the CSO Plan, corresponding to 0.54 % of the issued share capital as of 31 December 2014.

Outstanding options granted under the CSO Plan as of 31 December 2014:

Date of grant	No. of options	Exercise price	Ratio	Restriction period	Exercise period
04.04.2014	50'000	4.38	1:1	No restriction period	04.04.2014 31.12.2020
04.04.2014	69'000	3	1.1	23'000 : 31.12.2014 23'000 : 31.12.2015 23'000 : 31.12.2016	1.01.2015 31.12.2020

On 3 June 2014, Precept through its majority owned subsidiary Oakridge Global Energy Solutions, Inc. (formerly Oak Ridge Energy Technologies, Inc; "**Oak Ridge**") had granted a credit facility of CHF 3'000'000 (the "**Oak Ridge Loan**"). The Oak Ridge Loan was increased to CHF 5,000,000 on 2 August 2014 and is convertible into registered shares of the Company at a conversion price of CHF 1.50. The Oak Ridge Loan carries an interest rate of 2 percent per annum which shall be capitalized and added to the total loan amount due at maturity together with a fee of CHF 0.5 million. The maturity date is 30 June 2016.

On 8 December 2014, the Company entered into a CHF 21 million credit facility convertible into registered shares with Recharge ApS (Denmark) ("**Recharge**") (the "**Recharge Loan**"). The Recharge loan was subject to shareholders approval, which was received at the Extraordinary Shareholder Meeting of the January 5, 2015.

The Recharge Loan provides for a Facility A in the amount of CHF 13'000'000. The conversion price for converting Facility A into shares is the lower of the following: (i) CHF 2.20 (if conversion occurs before 1 October 2015: CHF 1.90), (ii) 85 percent of the 15-day volume-weighted average price of the shares, or (iii) the subscription price at which existing shareholders of the Company may subscribe for new shares in any future rights offering.

In addition, the Recharge Loan provides for a Facility B in the amount of CHF 8'000'000. The conversion price for converting Facility B into shares is the lower of the following: (i) CHF 3.00 (if conversion occurs before 1 October 2015: CHF 2.50), (ii) 85 percent of the 15-day volume-weighted average price of the shares, or (iii) the subscription price at which existing shareholders of the Company may subscribe for new shares in any future rights offering.

Facility A and Facility B bear an interest rate of 12 percent and 10 percent, respectively, per annum payable at the maturity date or on full conversion of the Recharge Loan into shares. On any amount drawn under Facility A or Facility B there is an establishment fee of 5 percent payable at maturity or full conversion. There was an arrangement fee payable to Recharge in the amount of CHF 325'000, in addition to which the Company agreed to reimburse Recharge for part of its due diligence costs.

3. Board of Directors

The Board of Directors is ultimately responsible for the supervision and control of the management of the Company, including the establishment of the general strategies, as well as other matters which, by law, are under its responsibility. All other areas of management are delegated to the Executive Committee.

The Board of Directors consists of a minimum of three and a maximum of seven members. As a result of the Ordinance against Excessive Compensation which entered into force on 1 January 2014 ("**OaEC**"), the general meeting of shareholders elects the members of the Board of Directors for a term of office until the end of the

next annual general meeting of shareholders. The general meeting of shareholders elects the members of the Board of Directors individually and elects the Chairman from amongst the members of the Board. Members of the Board of Directors can be re-elected without restrictions.

The Articles of Association have not yet been amended in line with the OaEC and accordingly they do not yet contain rules on the number of permitted activities (mandates) of the members of the Board of Directors.

Members of the Board of Directors

Name	Nationality	Position	Initially appointed
Jim Attack	British	Chairman, non-executive member	2013
Stefan A. Müller	Swiss	Non-executive member ⁽¹⁾	1998
Antoine Spillmann	Swiss	Non-executive member	2011
Bryan Urban	American	Non-executive member	2013

⁽¹⁾ Mr. Müller was *ad interim* Chief Financial Officer from November 1, 2010 to February 28, 2011. Mr. Müller also performed certain other operational tasks from September 2009 to October 2010. Mr. Müller served as Interim Chairman from August 1, 2013 until August 26, 2013.

Armin Weiland, initially appointed to the Board of Directors in 2006, did not stand for re-election in 2014.

Jim Attack, British, born 1950. Until 2007, Mr. Attack served as director of strategic development for UK international oil services company, Petrofac Plc. Prior to that, he was the managing director of a subsidiary, Petrofac Facilities Management (PGS Production Services prior to 2002), between 2001 and August 2006. Mr. Attack joined the Petrofac organisation as Operations and Change Manager where he oversaw several substantial oilfield takeovers. Currently, Mr. Attack serves as a non-executive director of Positive Homes Ltd., in the UK. Mr. Attack's experience spans over thirty years of oil and gas field production and development projects, some seventeen with BP in the North Sea, Onshore UK, and Alaska. He holds degrees in Civil Engineering from Loughborough University of Technology (B.Sc Hons.) and in Offshore Structures from Massachusetts Institute of Technology (M.Sc). Mr. Attack was elected to the Board in 2013, as a representative of Precept.

Stefan A. Müller, Swiss, born 1954. Since 1987, Mr. Müller has held several management roles as chief executive officer and as board member in industrial and financial corporations. He was CEO of Reuge SA, Dreieck Industrie Leasing Ltd / Fortis Lease Switzerland Ltd, Lausanne from September 2003 until July 2010, and Vice Chairman of the Board of Directors of Fortis Lease Switzerland Ltd and Fortis Lease Real Estate Switzerland Ltd, Lausanne. Since 2011 he is Board Member and CEO of g2e glass2energy sa, Yverdon-les-Bains. Mr. Müller is a member of the board of directors of LBG SA, Les Blanchisseries Générales, Chailly/Yverdon, Unigamma AG, Zürich, Asset Management, Chairman of Unigamma Immobilien AG and other smaller entities. From 2005 to March 2010 he was chairman of LECLANCHE SA. From August 1, 2013 until August 26, 2013 he served as Interim Chairman of LECLANCHE SA. Mr. Müller also performed certain other operational tasks from September 2009 to October 2010 and from November 2010 to February 2011 in LECLANCHE SA. He graduated with a Master of Arts/lic.oec. HSG from the University of St. Gallen (HSG).

Antoine Spillmann, Swiss, born 1963. Mr. Spillmann began his career in London in 1985 where he worked ten years for several investment banks including Paine Webber, UBS Philips & Drew, S.G. Warburg Securities, Lehman Brothers International and ABN AMRO Hoare Govett in the field of equity research and sales. In 1996, Mr. Spillmann became a founding partner of Bryan Garnier & Co in London and in Geneva. In 2001, Mr. Spillmann joined as principal partner Bruellan SA, Geneva. Antoine Spillmann is a member of the board of directors of ArcelorMittal SA, and Bondpartners SA. From 2003 until 2007, Mr. Spillmann was a member of the board of the Swiss Association of Asset Managers. Mr. Spillmann holds a diploma in Corporate Finance and in Investment Management from the London Business School.

Bryan Urban, American, born 1964. Mr. Urban has over 20 years of energy development, finance and operational experience covering a broad array power generation and energy infrastructure assets in the Americas and Asia/Pacific. Mr. Urban is the Managing Partner at Silveron Capital Partners where he heads a

boutique investment banking and advisory team specializing in financing and M&A transactions for power and alternative energy companies. He founded Silveron in 2006 and is responsible for the firm's strategic initiatives, client development and deal execution. Mr. Urban is engaged in the alternative energy sector as a member of the Board of Directors of Blue Pillar, Inc. and Oakridge Energy Technologies both based in the US. He also actively serves on the Advisory Board for Taylor Biomass Energy in the US. Between 1992 and 2006, Mr. Urban worked for Panda Energy International and between 1999 and 2006 he was the Senior Vice President-Finance/CFO. Early in his career he spent five years with Arthur Andersen where he was involved with both audit engagements and M&A transactions. Mr. Urban is a CPA and earned a Bachelor of Science from Indiana University. Mr. Urban was elected to the Board in 2013, as a representative of Precept.

In 2014, the Company rented out office space to a company affiliated with Mr. Müller, a member of the Company's Board of Directors, from May 1, 2014 until December 31, 2014. Total rent paid during this period amounted to CHF 10'897. In 2013, the Company rented out office space to a company affiliated with Mr. Müller, a member of the Company's Board of Directors, from January 1, 2013 until September 30, 2013. Total rent paid during this period amounted to CHF 69'705. In 2012 the total annual rental for this office space amounted to CHF 88'270

Mr. Spillmann is a principal partner of Bruellan SA, Geneva. In 2014, Bruellan Corporate Governance Action Fund, a fund managed by Bruellan SA, has granted the Company a bridge loan in the amount of CHF 1 mio. which carries an interest rate of 5 percent. The bridge loan will mature 30 June 2015.

The extraordinary general meeting of shareholders of 5 January 2015 elected Messrs. Scott C. Macaw and Robert A. Robertsson to the Board of Directors for a term of office until the end of the annual general meeting of 2015.

Scott Macaw, Australian born 1975. Mr Macaw has a background in finance and law. He began his career in Asia before moving to Denmark in 1998. He worked in financial services until 2006 when he setup a boutique corporate finance business based in Copenhagen. He leads investment opportunities on a proprietary basis with a focus on technology. Scott is an experienced board member including sitting on a number of significant industrial operating companies. Mr Macaw is representing Recharge.

Robert Robertsson, Icelandic born 1978. Mr Robertsson has a background in finance. He began his career managing pension fund assets in Iceland before moving to London to work for a family office focusing on strategic assets. After moving to Switzerland in 2010 Mr Robertsson works with a small number of active investors sourcing investment opportunities and managing strategic stakes in number of companies across various sectors through active board memberships. Mr Robertsson is representing Recharge.

Internal organisational structure

The Chairman chairs the meetings of the Board of Directors and the general meeting of shareholders and supervises the execution of measures, which the Board of Directors has enacted.

The Board of Directors meets whenever required by business, at least however four times a year. The Board of Directors meets at the invitation of its Chairman. Each member of the Board of Directors may request the Chairman to convene a Board meeting by stating the reasons for such a request. A meeting of the Board of Directors requires the presence or participation of at least half of the members of the Board of Directors, or, if the Board of Directors consists of an uneven number, a majority of the members of the Board of Directors. The Board of Directors passes its resolutions with a majority of the votes cast, with the Chairman holding a casting vote in case of a tie. Resolutions may be passed in writing by circular resolution, unless a member of the Board of Directors requests oral deliberation. Board resolutions by means of written resolutions require the affirmative vote of a majority of all of the members of the Board of Directors. No quorum is required to record the implementation of a capital increase, to pass resolutions regarding the amendments of the Articles of Association entailed thereby and to adopt the report on the capital increase.

Regular meetings of the Board of Directors usually last between half a day to an entire day. In 2014, the Board of Directors held five physical meetings and some fifteen telephone conferences.

At its meeting of August 18, 2011, the Board of Directors established a Chairman's Committee and an Audit Committee to strengthen the corporate governance structure of the Company and the Group. At its meeting on August 26, 2013, the Board of Directors decided to rename these committees to better reflect their responsibilities to the Appointments and Remuneration Committee and the Audit and Risk Management Committee respectively.

The Appointments and Remuneration Committee currently consists of Messrs. Attack (chairman), Müller and Urban; Scott Macaw joined this committee on January 5th 2015. The member of the Appointments and Remuneration Committee are elected by the general meeting of shareholders for a term of office until the end of the next annual general meeting of shareholders. The task of the Appointments and Remuneration Committee is to assist the Board of Directors in (i) identifying individuals qualified to become members of the Board of Directors; (ii) proposing to the Board of Directors the appointment and removal of members of the Executive Committee; (iii) proposing to the Board of Directors compensation principles for the Group, the compensation for the Board of Directors and the Executive Committee and amendments to or introduction of new incentive plans, including share based plans; and (iv) addressing governance issues. In 2013, the Appointments and Remuneration Committee held 1 meeting.

The Audit and Risk Management Committee currently consists of Messrs. Urban (chairman), Müller; Robert Robertsson joined this committee on January 5th 2015. . The task of the Audit and Risk Management Committee is to assist the Board of Directors in its oversight of the integrity of the Company's financial statements and financial reporting process, the Company's compliance with legal and regulatory requirements, the system of internal controls, the audit process and the performance, qualification and independence of the Company's independent auditors. The Audit and Risk Management Committee serves as an independent and objective monitor of the Group's financial reporting process and system of internal control, and facilitates ongoing communication between the external auditor, management and the Board of Directors with regard to the Group's financial situation. The Audit and Risk Management Committee shall propose to the full Board of Directors proposals for the general meeting of shareholders regarding the appointment and removal of the Company's auditors. In 2014, the Audit Committee held 1 meeting.

In addition, pursuant to the terms of the Recharge Loan, the Company agreed to provide Recharge with certain super majority rights, including board representation that consists of two representatives or constitutes at least one third of the board at all times, higher thresholds for board approval of certain corporate actions and right of first refusal to underwrite any equity issue (subject to statutory pre-emptive rights of the shareholders).

Definition of areas of responsibility

The Board of Directors has delegated the operational management of the business of the Company and of the Group to the Executive Committee, unless the law, the Articles of Associations or the Organizational Regulations provide otherwise. The scope of tasks for which the Board of Directors has retained responsibility includes in particular the following duties and competencies:

- Ultimate management and direction of the Company and issuance of the necessary directives;
- Determination of the organisation of the Company including resolutions relating to the opening of new branch offices, incorporation and sale of subsidiaries and the sale and acquisition of participations in other companies and decision on and approval of the basic financial, legal and organisational structure of the Group;
- Organization of the accounting, the internal control system (ICS), the financial control, the financial planning and assessment and supervision of risk assessment and risk management;
- Determination of the strategy and business policy of the Group;
- Approval of the business plan of the Group, prepared by the Executive Committee based on the strategic goals;
- Approval of the budget and financial planning documentation prepared by the Executive Committee prior to the year end; in particular cost budgets which include all material cost and forecasted revenues (e.g. salary, investments, sales etc.);
- Monitor financial stability of the Group (liquidity, safety and appropriate return);
- Approval of budget increases during the financial year;
- Decision on and approval of all corporate transactions (corporate actions), in particular material acquisitions, dispositions, investments and strategic and financing transactions;

- Appointment and removal the members of the Executive Committee and of other important managers, and grant of signatory powers;
- Ultimate supervision of the persons entrusted with the management, in particular with respect to compliance with the law, the Articles of Association, the Organizational Regulations and other regulations and directives;
- Preparation of the business report (including the financial statements) as well as of the shareholders meeting, and implementation of its resolutions;
- Determination of the compensation principles and the compensation framework of the Group;
- Proposal of reorganization measures to the general meeting of shareholders if half the share capital is no longer covered by the Company's net assets; notification of the judge (filing for bankruptcy) in the case of over-indebtedness.

Further, the approval of the Board of Directors is required for specific transactions that do not fall under the ordinary business activities and/or which financially exceed defined thresholds.

The Executive Committee is responsible for all areas of management of the Company that are not specifically reserved to the Board of Directors. The Executive Committee has in particular the following duties and competencies:

- Management of the operations of the Company and the Group and implementation of the strategy and business policy of the Group decided by the Board of Directors;
- Execution of decisions and instructions of the Board of Directors;
- Management and supervision of all on-going business and transactions of the Company and the Group save for decisions which require prior approval by the Board of Directors;
- Preparation and supervision of compliance with the basic business policy, the operational goals, and the budget and the general compensation principles;
- Performance of risk supervision over the Group;
- Preparation and submission of the annual and semi-annual financial statements and of the annual report for approval by the Board of Directors of as well as the periodical reporting to the Board of Directors on the ongoing state of business of the Group;
- Preparation of the yearly budget for approval by the Board of Directors and proposals to the Board of Directors regarding budget increases during the financial year;
- Preparation and implementation of the general human resources policy, employee matters of general concern and the hiring and head count planning;
- Immediate information to the Board of Directors with respect to increased risks in the ongoing business and extraordinary events.

Information and control instruments vis-à-vis the Executive Committee

The Board of Directors supervises the Executive Committee and monitors its performance through appropriate reporting and control systems.

At each meeting of the Board of Directors, the Chief Executive Officer reports on the course of business and important business events. Other instruments that enable the Board of Directors to monitor and control the Executive Committee are:

- monthly written reports from the Executive Committee featuring key figures with comparison against the previous year and the budget, and information on order intake, order backlog and inventory and liquidity of the Group together with a brief report by the Chief Executive Officer and the Chief Financial Officer;
- annual strategic analysis of the operating segments together with a plan, amended each year by the Executive Committee, for the next few years;
- annual revision of the business risk matrix for the Group by the Executive Committee;
- special reports by the Executive Committee on important investments, acquisitions and cooperative agreements.

The Chairman is regularly (in between meetings of the Board of Directors) briefed by the Chief Executive Officer on the current course of business and is promptly informed about any extraordinary events.

The Company's internal control system (ICS) consists of seven groups of analysis which are checked and reviewed on a monthly, quarterly and yearly basis. The statutory auditor assesses and reports on the effectiveness of the internal control system (ICS) to the Board of Directors once a year.

These groups of analysis are:

- Finance with a focus on cash and cash equivalents, payment rights, equity and value added tax (VAT);
- Fixed assets with a focus on the registrations of the fixed assets, their correct depreciation and impairments if necessary;
- Inventory with a control of the goods entries and deliveries as well as the correctness of the inventory;
- IT and its recovery plan;
- Payroll and related payment or accounting issues;
- Purchases with a focus on the material resources planning (MRP) and on the adequacy of merchandising entries and accuracy of invoices received;
- Sales with a focus on billing system and account receivables survey.

The Company defines and evaluates the most important risks based on a risk map comprising the following categories:

- Strategy with a focus on the market, the competitors and the technology;
- Operations with a focus on the staff, IT and the supply chain;
- Finance and cash control;
- Production and the setup of the new production line, including suppliers, approvals, deliveries, ramp-up and product quality.

Under the oversight of the Chief Executive Officer, a risk matrix is prepared at least annually and evaluated in detail by the responsible heads. Based on the evaluation, a detailed catalogue of measures for the most important risks is prepared. The most important risks, along with possible measures to prevent and mitigate potential damage are presented to the Board of Directors for decision twice a year. In addition, the Board of Directors addresses most of the above mentioned risk categories at each meeting. On this basis, the Board of Directors is monitoring the risks of the Group.

The Company has no internal audit.

4. Executive Committee

The Executive Committee is responsible for all areas of management of the Company and the Group that are not specifically reserved to the Board of Directors. Members of the Executive Committee are appointed by the Board of the Directors. The Executive Committee is chaired by the Chief Executive Officer.

The Articles of Association have not yet been amended in line with the OaEC and accordingly they do not yet contain rules on the number of permitted activities (mandates) of the members of the Executive Committee.

Members of the Executive Committee

Name	Nationality	Position	Initially appointed
Anil Srivastava	French	Chief Executive Officer	2014
Andrew Firmston-Williams	British	Chief Financial Officer	2013
Pierre Blanc	Swiss	Chief Technology Officer	2006
Fabrizio Marzolini	Swiss and Italian	Head of Portable and Systems Development	2013
Thierry Perronnet	French	General Manager of Distribution	2013

Mr. Joseph Mangion (former CEO) and Mr. Eric Wilkinson (former interim CFO) left the Company effective 3 June 2014. Mr. Joachim Simonis (former Head of Stationary Sales and Marketing) left the Company effective 10 October 2014.

Anil Srivastava, French, born 1960, joined the Company in June 2014. Mr. Srivastava was the Chief Executive of Areva Renewables and a member of the Areva Group's executive committee from January 2009 to December 2011. Until recently he was the Chief Executive of a large offshore wind business in Germany. He is an experienced executive with a strong track record in building global businesses. Prior to his activity at Areva, he has held senior executive positions in companies such as TomTom group and Alcatel-Lucent. He obtained a master's degree from the National Institute of Technology in India and graduated with an Executive MBA from the Wharton School of Business in the USA.

Andrew Firmston-Williams, British, born 1957, joined the Company in 2013. Mr. Firmston-Williams qualified as a Chartered Accountant in London with one of the major international firms and for over a 33-year period has pursued a career in finance and general management with various small and mid-sized firms. He was one of the three founding directors of a technology-based infrastructure company in the health services market that was successfully floated on the Alternative Investment Market in London, and he also worked with private equity investors on various portfolio companies.

Pierre Blanc, Swiss, born 1970, joined the Company in 2000. He is Chief Technology Officer of Leclanché. Former positions include Development Manager of primary cells and Head of the R&D department at Leclanché (2004-2006). From 2000 to 2004, Mr. Blanc was Chemical Engineer at Leclanché where he was responsible for the development and manufacturing of battery cells of major brands such as Varta, Energizer, Panasonic and Enersys. He holds a B.A. Moderatorship Chemistry from Trinity College Dublin.

Fabrizio Marzolini, Swiss/Italian, born 1969, joined Leclanché in 1994. He is Head of Systems Development and is responsible for the Business Unit portable batteries and the development of stationary battery systems. Fabrizio Marzolini holds a degree in electricity engineering and an executive Master of Business Administration (MBA).

Thierry Perronnet, French, born 1964, joined the Company in 2013. Mr. Perronnet has a strong background in consumer goods and technological Business to Business ("B2B") markets and has held various senior positions in sales and marketing in Europe and North America. Until recently, he was a B2B Marketing Director with Eastman Kodak for the EMEA region. Prior to that he successfully developed a Business to Customer ("B2C") business in data storage and photographic products that was spun off from 3M, for whom he had previously worked in Europe and North America.

Management contracts

As of 31 December 2014, there are no management contracts between the Company and third parties.

5. Compensation, Shareholdings and Loans

For the relevant information please refer to the Remuneration Report on page 23 ss.

6. Shareholders' Participation

The Articles of Association have not yet been amended in line with the OaEC and accordingly they do not yet contain rules on issuing of instructions to the independent proxy and on the electronic participation in the general meeting of shareholders.

Right to vote ("one share, one vote")

Any shareholder who is registered as a shareholder with voting rights has the right to attend and to vote at the general meeting of shareholders. Each share of the Company entitles its holder to one vote.

Shareholder registration

Voting rights may only be exercised by a shareholder who is recorded in the share register. Shareholders are recorded upon demand in the share register as shareholders with voting rights if they expressly declare to have acquired their shares in their own name and for their own account or if they indicate the name, surname, domicile, address and citizenship (registered office for legal entities) of the person in which name or for which account they hold the shares.

No restrictions on voting rights

Subject to the registration of the shares in the share register, the Articles of Associations do not impose any restrictions on the voting rights of shareholders. Specifically, there is no limitation on the number of voting rights per shareholder.

Representation

Shareholders having the right to vote may be represented at the general meeting of shareholders by another person authorized by a written proxy, or by corporate bodies, an independent proxy or depositary representatives. Such representative need not be shareholders of the Company.

Quorum

The general meeting of shareholders constitutes a quorum regardless of the number of shares represented and the number shareholders present to the extent that the law does not provide otherwise.

Resolutions and elections

The general meeting of shareholders passes resolutions and carries out elections by absolute majority of the votes represented at the meeting, to the extent that the law or the Articles of Association do not provide otherwise. In a second round, the relative majority is applicable. The Articles of Association state that a qualified majority of two-thirds of the shares represented is required to pass a resolution to modify or abrogate article 4 (*transferability of shares*), article 14 (*decisions and elections*) and to revoke more than one third of the members of the Board of Directors.

Convening

The general meeting of shareholders is convened by the Board of Directors or, if necessary, by the statutory auditor. The Board of Directors is further required to convene an extraordinary general meeting of shareholders if so requested in writing, indicating the items and the motions, by one or more shareholders holding in aggregate at least 10% of the Company's nominal share capital.

The general meeting of shareholders is called at least 20 days prior to the day of the general meeting by only one publication in the Swiss Official Gazette of Commerce and, although not required by the Articles of Association, by ordinary mail to the address of registered shareholders recorded in the share register.

Agenda

One or more shareholders holding shares with a nominal value of at least CHF 1 million in the aggregate have the right to request in writing that a specific proposal be put on the agenda and voted upon at the next general meeting of shareholders.

Closing date for registration in the share register

Only those shareholders with voting rights whose names were recorded in the Company's share register on the respective closing date may attend the general meeting and exercise voting rights. For organizational reasons, the Board of Directors has determined that no new registration will be made in the share register during a period of up to two weeks before a general meeting. There are no exceptions to this rule regarding the closing date.

7. Change of Control and Defence Measures**Duty to submit an offer**

The Swiss Stock Exchange Act provides that anyone who, directly, indirectly or acting in concert with third parties, acquires equity securities exceeding 33 1/3% of the voting rights of a company - whether or not such rights are exercisable - is required to make an offer to acquire all listed equity securities of that company. A company may raise this threshold to 49% of the voting rights ("opting up") or may, under certain circumstances, waive the threshold ("opting out").

On April 10, 2013, the annual general meeting of shareholders of the Company resolved to include an "opting up" article in the Articles of Association of the Company that increases the threshold for a mandatory takeover offer under the Swiss Stock Exchange Act (SESTA) from the statutory threshold of 33 1/3% to 49%. As a result, under this "opting up" article, an acquirer of the Shares is obliged to make a public tender offer pursuant to Article 32 SESTA only if, as a result of the acquisition of Shares, the threshold of 49% of the Company's voting rights (whether exercisable or not) is exceeded.

Change of control clauses

There are no change of control clauses (e.g., golden parachutes) included in agreements or schemes benefitting members of the Board of Directors and/or of the Executive Committee except for in the employee stock option plan approved by the Board of Directors on 26 February 2010 which provides that in the event of a successful tender offer where the offeror acquires more than 50% of the shares, the option holders have the right to exercise their options during the additional tender offer period, irrespective of whether a possible restriction period (during which the options cannot be exercised) has lapsed or not. [Similar provision under the

8. Auditors

PricewaterhouseCoopers SA, Lausanne, has been appointed as statutory auditor since 2008. Mr Felix Roth, Swiss Certified Public Accountant, Partner, has been the lead auditor. As required by law, the lead auditor has to be changed every seven years.

In 2014, the fees of PricewaterhouseCoopers SA for the audit of the consolidated and statutory financial statements of the Group Leclanché amounted to CHF 253'420 and for other services (incl. tax services) amounted to CHF 67'000.

The Board of Directors each year evaluates the performance of the auditor and decides whether the auditor should be proposed to the annual general meeting of shareholders for re-election. Criteria applied for the performance assessment of the auditor are the quality of the management letter, technical and operational competence, independent and objective view, sufficient resources employed, focus on areas of significant risk to the Company, willingness to probe and challenge, ability to provide effective, practical recommendations and open and effective communication and coordination with management.

9. Information Policy

The Company is committed to a policy of open, transparent and continuous information. The Company publishes annual and semi-annual reports. Detailed information is provided at the annual general meeting of shareholders. Matters affecting the share price are published immediately in accordance with the ad hoc publicity rules of the SIX Swiss Exchange.

Annual and semi-annual reports, ad hoc announcements and other press releases, the current share price, as well as general information about the Company can be found at the Company's website «www.leclanche.ch».

Interested persons can subscribe to the free e-mail service to receive all ad hoc announcements and other press releases as well as financial reports via e-mail at « <http://www.leclanche.eu/page/mailling-list5> ».

Interested persons may also communicate with the Company directly through the following contact:

Anil Srivastava
Chief Executive Officer
E-mail: anil.srivastava@leclanche.com / Tel.: +41 24 424 65 56

2014 Compensation Report Leclanché SA

1. Compensation report

This compensation report provides information on the remuneration of the members of the Board of Directors and Executive Committee which in the past was presented in the corporate governance report and consolidated financial statements of the Company.

1.1. Legislation

The legislation and regulations governing the compensation practices of the Group are set out in the following documents:

- Swiss Code of Obligations
- Ordinance Against Excessive Compensation at Listed Companies (VegüV), and section 95 para. 3 of the Swiss constitution
- Listing Rules of the SIX Swiss Exchange
- Directive on Information Relating to Corporate Governance
- Swiss Code of Best Practice for Corporate Governance
- Articles of Association of the Company

1.2. Guiding principles

The Company operates a remuneration system designed to align the interests of the members of the Board of Directors and Executive Committee with those of the Group, shareholders and other stakeholders. The individual remuneration components take account of the Group's sustainable short- and long-term business development. As the objective is also to attract and retain highly qualified executives and professionals, the remuneration system is focused on providing competitive remuneration with a fixed and a variable component. The remuneration system is periodically reviewed by the Board of Directors.

1.3. Compensation system

1.3.1. Members of the Board of Directors

The members of the Board of Directors receive a non-performance related compensation in the form of a Board of Directors fee, which is proposed on an annual basis by the Appointments and Remuneration Committee and decided upon by the entire Board of Directors. The fee amount depends on the exposures and responsibilities and the specific tasks performed by each individual member during the financial year and is paid in cash.

1.3.2. Members of the Executive Committee

The compensation for the members of the Executive Committee is verified and proposed on an annual basis by the Appointment and Remuneration Committee. The total compensation, which comprises fixed and variable components, is decided upon by the entire Board of Directors. The members of the Executive Committee receive a base salary commensurate with the job profile and the employee's experience and skills and a performance related cash bonus. The base salary is assessed annually against responsibility and experience and is adjusted when needed. A target cash bonus is defined for each member of the Executive Committee at the beginning of the financial year and this forms the basis for the calculation of the cash bonus actually paid at or shortly after the end of the financial year.

The amount of bonus actually paid is determined taking into account corporate and individual targets and may vary according to a matrix from 0% to 150% of the target amount.

1.3.3. Equity incentive plans

Two plans exist: the Stock option plan (prior to 2014) and the Capped Stock Option Plan (attribution in 2014).

Capped Stock Option Plan

Members of the Executive Committee are eligible to participate in the Capped Stock Option Plan which came into effect in 2014. The Board of Directors can issue options to its members, members of the Executive Committee as well as to other key employees.

Effective from 1 January 2014, the Company introduced a performance related Capped Stock Option Plan ("CSO Plan") for senior executives that is linked to both company and individual performance. The CSO Plan is designed to direct the focus of the executives concerned on long-term share price appreciation, to promote the long-term financial success of the Group and generally to align the interests of executives with those of shareholders. The plan will be administered by an administrative committee appointed by the Board. Under the CSO Plan an award for a certain number of options is made at the start of the financial year at an exercise price equal to 110% of the average Share Price for the sixty (60) business days preceding the award date, subject to it being (a) not less than the share price at the award date, and (b) not more than 115% of the Share Price at the award date. The actual number of options that are granted to the executive will be determined at or shortly after the end of the year depending on the corporate and individual performance, according to a pre-defined matrix and can range from 0% to 150% of the original award. Options granted are exercisable within 7 years from the date of award and vest evenly over a 3 year period. 50% of each tranche that is vested is blocked for a further 12 months. The option holder may exercise unblocked options within the exercise period by either paying the exercise price to the company to acquire the shares, or authorizing the company to sell sufficient shares to pay the exercise price of the CSOs. In event of termination of employment for any reason other than death or disability, (a) any unvested CSOs shall lapse, (b) any blocked CSOs shall become unblocked CSOs and can be exercised during a period of 30 business days after the termination date, after which they lapse, and (c) any unblocked CSOs can be exercised prior to the termination date, after which they lapse. The administrative committee has discretion to vary conditions as it deems appropriate.

Stock option plan

The employee stock option plan has been adopted which has been adopted by the Board of Directors on 26 February 2010. Each option granted under the employee stock option plan is granted, as a rule, free of charge and entitles the holder to acquire from the Company one share against payments in cash of the exercise price. For each grant of options, the Company and the plan participant enter into an option contract. The exercise price and the exercise period are set by the Board of Directors in the option contract. The exercise price is the average of the closing prices of the shares during the five trading days preceding the date of grant of the options plus a premium to be determined by the Board of Directors at its absolute discretion. The Board of Directors may determine a restriction period during which the options cannot be exercised. The options vest on the day after the date when the restriction period lapses. The granted options forfeit if, prior to the end of the restriction period, (i) the option holder terminates the employment contract other than for valid reasons, retirement at normal retirement age as may be agreed between the option holder and the Group, death or disability, or (ii)

the Group terminates the employment contract for valid reasons. Except under certain circumstances (e.g. tender offer or death), the options are not transferable. No further options were granted under this plan during the financial year 2014 and it is not intended to issue new options under this plan in future.

1.4. Ordinance Against Excessive Compensation at Listed Companies (VegÜV), and section 95 para. 3 of the Swiss constitution

A revised version of the Articles of Association with regard to the Board of Directors and Executive Committee compensation, taking into account the Ordinance Against Excessive Compensation at Listed Companies (OAEC, VegÜV) will be submitted to the 2015 Shareholders' General Meeting for approval.

1.5. Compensation in fiscal year 2014

This section of the compensation report provides information on the compensation paid by the Company in the fiscal year 2014 to the Board of Directors, Chief Executive Officer and Executive Committee as required by the OAEC.

1.5.1. Board of Directors

In the fiscal year 2014 the members of the Board of Directors received an aggregate total compensation of CHF 260'255 (prior year: CHF 336'648).

Detailed information on the compensation of the members of the Board of Directors:

Total compensation 2014

Name	Position	Base cash compensation (CHF)	Consulting fee (CHF)	Options (CHF)	Social charges (CHF)	Total
Jim Attack	Chairman	100	-	-	-	100
Armin Weiland	Member (office terminated at the 2014 AGM)	-	-	-	-	-
Bryan Urban	Member	50	-	-	-	50
Stefan Müller	Member	50	-	2.1	4.1	56.2
Antoine Spillmann	Member	50	-	-	4.1	54.1
Amount due at year-end						126.82

(All amounts in CHF 1'000)

Total compensation 2013

Name	Position	Base cash compensation (CHF)	Consulting fee (CHF)	Options (CHF)	Social charges (CHF)	Total
Jim Attack	Chairman	34.8	-	-	-	34.8
Bryan Urban	Member	17.5	-	-	-	17.5
Rolf Eckrodt	Former Chairman	55.9	-	33.6	4.6	94.1
Stefan Müller	Member	50.0	-	15.0	4.1	69.1
Armin Weiland	Member	50.0	-	17.1	-	67.1
Antoine Spillmann	Member	50.0	-	-	4.1	54.1
Amount due at year-end						108.2

(All amounts in CHF 1'000)

1.5.2. Executive Committee

In the fiscal year 2014 the aggregate overall compensation of the Executive Committee amounted to CHF 2'708'165 (prior year CHF 2'028'700).

The highest total compensation in the Group in fiscal year 2014 was earned by Mr. Anil Srivastava. His total compensation in fiscal year 2014, consisting of the fixed annual base salary, the variable performance-related compensation, and pension, insurance and perquisites, amounted to CHF 600'800. In 2013 the highest payment was earned by Dr. Ulrich Ehmes, former Chief Executive Officer and former Geschäftsführer Leclanché GmbH. The payment amounted to CHF 353'800.

The employment contracts with members of the Executive Committee do not contain any severance payments. There are no employment contracts with members of the Executive Committee with notice periods of more than six months.

Total compensation 2014

	Base cash compensation (CHF)	Cash bonus (CHF)	Options (CHF)	Socials charges (CHF)	Total (CHF)
Global payment	1'781.3	391.8	208.8	327.8	2'708.2
of which Highest payment to Anil Srivastava (CEO)	291.6	250.0	-	59.1	600.8

(All amounts in CHF 1'000)

Total compensation 2013

	Base cash compensation (CHF)	Cash bonus (CHF)	Options (CHF)	Socials charges (CHF)	Total (CHF)
Global payment	1'146.5	133.4	533.3	215.5	2'028.7
of which highest payment to Dr. Ulrich Ehmes (Former Chief Executive Officer of Leclanché SA, Former Geschäftsführer Leclanché GmbH)	300.0	-	249.9	53.8	603.7

(All amounts in CHF 1'000)

1.5.3. Service benefits and benefits in kind

The rent of a flat of one person of the executive committee has been paid in 2014 by Leclanché. The yearly rent amounts to CHF 40'560. This arrangement is scheduled to continue until 31.12.2015.

No other service benefits and benefits in kind have been granted to members of the Board of Directors or to members of the Executive Committee in the year under review.

1.5.4. Sign-on bonuses

No sign-on payments have been granted to members of the Board of Directors or to members of the Executive Committee in the year under review.

1.5.5. Loans, guarantees, guarantee obligations, pledges in favour of third parties and other securities

No loans, guarantees, guarantee obligations, pledges in favour of third parties and other securities have been granted to present or past members of the Board of Directors or to present or past members of the Executive Committee (including persons related to them) in the year under review, and no such loans, guarantees, guarantee obligations, pledges in favour of third parties and other securities are outstanding.

1.5.6. Loan Waivers

No Group company waived repayment of any loan obligations due a member of the Board of Directors or Executive Committee in the year under review.

1.5.7. No fees or compensation for any additional services

In the year under review the members of the Board of Directors and Executive Committee did not receive any fees or compensation for any additional services rendered to any Group company.

1.5.8. Former members of management

No compensation was paid to persons who ceased to be a member of the Board of Directors or Executive Committee in the year under review or in prior years, nor to parties related to them.

1.5.9. Related parties

In the year under review, no compensation was paid to related parties of the Board of Directors or Executive Committee.

1.5.10. Shareholdings in the Company

Detailed information about the participations of the members of the Board of Directors and the Executive Committee (including related parties) through shares and option rights in the Company can be found in note 10 of the 2014 statutory financial statement.

Report of the statutory auditor on the compensation report



Report of the statutory auditor
to the General Meeting
LECLANCHE SA
Yverdon-les-Bains

We have audited the remuneration report (pages 24 – 29) dated 9 April 2015 of LECLANCHE SA for the year ended 31 December 2014.

Board of Directors' responsibility

The Board of Directors is responsible for the preparation and overall fair presentation of the remuneration report in accordance with Swiss law and the Ordinance against Excessive Compensation in Stock Exchange Listed Companies (Ordinance). The Board of Directors is also responsible for designing the remuneration system and defining individual remuneration packages.

Auditor's responsibility

Our responsibility is to express an opinion on the accompanying remuneration report. We conducted our audit in accordance with Swiss Auditing Standards. Those standards require that we comply with ethical requirements and plan and perform the audit to obtain reasonable assurance about whether the remuneration report complies with Swiss law and articles 14–16 of the Ordinance.

An audit involves performing procedures to obtain audit evidence on the disclosures made in the remuneration report with regard to compensation, loans and credits in accordance with articles 14–16 of the Ordinance. The procedures selected depend on the auditor's judgment, including the assessment of the risks of material misstatements in the remuneration report, whether due to fraud or error. This audit also includes evaluating the reasonableness of the methods applied to value components of remuneration, as well as assessing the overall presentation of the remuneration report.

We believe that the audit evidence we have obtained is sufficient and appropriate to provide a basis for our opinion.



Opinion

In our opinion, the remuneration report of LECLANCHE SA for the year ended 31 December 2014 complies with Swiss law and articles 14–16 of the Ordinance.

PricewaterhouseCoopers SA



Felix Roth
Audit expert
Auditor in charge



Aude Joly
Audit expert

Lausanne, 10 April 2015

PricewaterhouseCoopers SA, avenue C.-F. Ramuz 45, case postale, CH-1001 Lausanne, Switzerland
Téléphone: +41 58 792 81 00, Téléfax: +41 58 792 81 10, www.pwc.ch

PricewaterhouseCoopers SA is a member of the global PricewaterhouseCoopers network of firms, each of which is a separate and independent legal entity.

Leclanché

Consolidated financial statements 2014

Consolidated income statements for the year ended December 31, 2014

	Notes	31.12.2014 kCHF	31.12.2013 kCHF
Sales of goods and services		10'356.8	12'306.8
Other income	4.1	427.8	2'591.5
Total income		10'784.6	14'898.3
Raw materials and consumables used		-7'977.22	-7'587.0
Personnel costs	4.3	-12'374.6	-9'443.8
Other operating expenses	4.2	-7'354.9	-7'517.7
Earnings Before Interest, Tax, Depreciation and Amortization		-16'922.1	-9'650.2
Depreciation and amortization expenses	7, 8	-5'516.5	-2'444.5
Operating Loss		-22'438.6	-12'094.7
Finance costs		-1'920.3	-1'460.6
Finance income		3.3	1.2
Loss before tax for the year		-24'355.6	-13'554.1
Income tax	5	-1'375.0	-
Loss for the year		-25'730.5	-13'554.1
Earnings per share (CHF)			
- basic	6	-1.33	-1.69
- diluted	6	-1.33	-1.69

Consolidated statements of comprehensive loss for the year ended December 31, 2014

	31.12.2014 kCHF	31.12.2013 kCHF
Loss for the year	-25'730.5	-13'554.1
Other comprehensive income/(loss)		
Items that will not be reclassified to profit or loss		
Actuarial income /(loss) on post employment benefit obligations	-952.0	1'518.1
Items that may be subsequently reclassified to profit or loss		
Currency translation differences	-474.6	634.4
Other comprehensive income/(loss) for the year	-1'426.6	2'152.5
Total comprehensive loss for the year	-27'157.1	-11'401.6

The accompanying notes form an integral part of the consolidated financial statements.

Consolidated balance sheet at December 31, 2014

	Notes	31.12.2014 kCHF	31.12.2013 kCHF
ASSETS			
Non-current assets			
Property, plant and equipment	7	30'225.7	34'886.3
Intangible assets	8	4'174.0	4'785.1
Other financial assets		250.6	248.4
		<u>34'650.4</u>	<u>39'919.8</u>
Current assets			
Inventories	11	4'588.4	4'568.1
Trade and other receivables	12	2'215.5	3'651.1
Cash and cash equivalents		537.1	3'060.4
		<u>7'341.0</u>	<u>11'279.6</u>
TOTAL ASSETS		<u><u>41'991.4</u></u>	<u><u>51'199.4</u></u>
EQUITY AND LIABILITIES			
Equity attributable to equity holders of the parent			
Share capital	13	32'971.8	28'220.8
Share premium	13	63'497.8	56'833.8
Accumulated value for share-based payment	10	1'885.3	1'677.3
Other reserves	13	8'632.2	8'632.2
Translation reserve		-2'120.4	-1'645.8
Equity component of convertible loan and warrants		4'162.0	5'216.3
Actuarial loss on post-employment benefit obligations	9	-13'610.4	-12'658.4
Accumulated losses		-72'494.8	-47'053.2
Total Equity		<u>22'923.5</u>	<u>39'223.0</u>
Non-current liabilities			
Provisions	14	-	100.0
Defined benefit pension liability	9	4'998.4	3'840.2
Convertible Loan	15A	3'219.3	4'136.3
Deferred Tax Liability	5	1'375.0	-
		<u>9'592.6</u>	<u>8'076.5</u>
Current liabilities			
Provisions	14	150.0	100.0
Borrowings	15B	3'027.4	-
Trade and other payables	16	6'297.9	3'799.9
		<u>9'475.2</u>	<u>3'899.9</u>
Total Liabilities		<u>19'067.8</u>	<u>11'976.4</u>
TOTAL EQUITY AND LIABILITIES		<u><u>41'991.4</u></u>	<u><u>51'199.4</u></u>

The accompanying notes form an integral part of the consolidated financial statements

Consolidated statement of changes in equity for the year ended December 31, 2014

	Attributable to equity holders of the parent								
	Issued share capital	Share premium	Reserve for share-based payment	Other reserves	Equity component of convertible loan and warrants	Translation reserve	Actuarial gain / (loss) on post-employment benefit obligations	Accumulated losses	Total
	kCHF	kCHF	kCHF	kCHF	kCHF	kCHF	kCHF	kCHF	kCHF
Balance at 1 January 2013	28'150.7	47'178.0	983.8	8'632.2	-	-2'280.2	-14'176.5	-33'499.1	34'988.9
Loss for the year	-	-	-	-	-	-	-	-13'554.1	-13'554.1
Other comprehensive income:									
Actuarial gain on post employment benefit obligations	-	-	-	-	-	-	1'518.1	-	1'518.1
Currency translation differences	-	-	-	-	-	634.4	-	-	634.4
Total comprehensive loss for the year	-	-	-	-	-	-1'645.8	-12'658.4	-47'053.2	-11'401.6
Equity component of convertible loan and warrants	-	-	-	-	5'216.3	-	-	-	5'216.3
Reserve for share-based payment	-	-	693.5	-	-	-	-	-	693.5
Capital decrease as per 9 September 2013	-16'271.1	16'271.1	-	-	-	-	-	-	-
Capital increase as per 9 September 2013	16'341.2	-6'615.3	-	-	-	-	-	-	9'725.9
Balance at 31 December 2013	28'220.8	56'833.8	1'677.3	8'632.2	5'216.3	-1'645.8	-12'658.4	-47'053.2	39'223.0
Balance at 1 January 2014	28'220.8	56'833.8	1'677.3	8'632.2	5'216.3	-1'645.8	-12'658.4	-47'053.2	39'223.0
Loss for the year	-	-	-	-	-	-	-	-25'730.5	-25'730.5
Other comprehensive income:									
Actuarial loss on post employment benefit obligations	-	-	-	-	-	-	-952.0	-	-952.0
Currency translation differences	-	-	-	-	-	-474.6	-	-	-474.6
Total comprehensive loss for the year	-	-	-	-	-	-2'120.4	-13'610.4	-72'783.7	-27'157.1
Equity component of convertible loan and warrants	-	-	-	-	4'141.7	-	-	-	4'141.7
Reserve for share-based payment	-	-	208.0	-	-	-	-	-	208.0
Capital decrease as per 9 April 2014	-8'158.6	8'158.6	-	-	-	-	-	-	-
Capital increase as per 9 April 2014 and 30 June 2014 (including issue costs)	12'909.6	-1'494.6	-	-	-5'196.1	-	-	288.9	6'507.8
Balance at 31 December 2014	32'971.8	63'497.8	1'885.3	8'632.2	4'161.9	-2'120.4	-13'610.4	-72'494.8	22'923.5

The accompanying notes form an integral part of the consolidated financial statements.

Consolidated statement of cash flows for the year ended December 31, 2014

	Notes	31.12.2014 kCHF	31.12.2013 kCHF
Operating activities			
Loss for the year		-25'730.5	-13'554.1
Non cash adjustments:			
Depreciation of property, plant and equipment	7	4'479.8	1'649.6
Amortization of intangible assets	8	1'036.7	793.2
Non-realized foreign exchange differences		221.5	479.8
Deffered Liability taxes	7	1'375.0	-
Recognized expense for stock option plan	10	208.0	693.6
Interest expense		1'920.3	1'460.6
Interest income		-3.3	-1.2
Movement in provisions	14	-50.0	50.0
Employer's contribution to defined benefit plan	9	-424.7	-362.9
Pension cost	9	206.1	452.9
Working capital adjustments:			
In/Decrease in trade and other receivables		1'435.6	1'266.5
In/Decrease in inventories		-20.3	142.5
In/Decrease in trade and other payables		2'498.0	-1'643.3
Net cash flows used in operating activities		-12'847.9	-8'572.8
Investing activities			
Purchase of property, plant and equipment	7	-389.8	-2'626.8
Investment in other financial assets		2.2	-1.5
Capitalized development expenses	8	-485.9	-1'221.6
Interest received		3.3	1.2
Net cash used in investing activities		-870.2	-3'848.7
Financing activities			
Net proceeds from share capital increase	13	-	2'808.9
Net proceeds from convertible loan	15A	8'200.0	8'786.9
Net proceeds from borrowings	15B	3'000.0	-
Net cash from / (used in) financing activities		11'200.0	11'595.8
Increase / Decrease in cash and cash equivalent		-2'518.0	-825.7
Cash and cash equivalent at 1 January		3'060.4	3'936.2
Cash and cash equivalent at 31 December		537.1	3'060.4
Effect of exchange rate changes		5.3	50.1
Variation		-2'518.0	-825.7

The accompanying notes form an integral part of the consolidated financial statements.

CORPORATE INFORMATION

The consolidated financial statements of Leclanché SA (the “Company”, and together with its subsidiaries Leclanché GmbH and Leclanché UK Ltd, the “Group”) for the year ended 31 December 2014 were authorised for issue in accordance with a resolution of the Board of Directors of April 9, 2015. They are still subject to formal approval by the annual general meeting.

Leclanché SA is a stock corporation (*société anonyme, Aktiengesellschaft*) with registered office in Yverdon-les-Bains, Switzerland, whose shares are publicly traded.

The principal activities of the Group are described in Note 3.

1. SUMMARY OF SIGNIFICANT ACCOUNTING POLICIES

(A) Basis of preparation

The consolidated financial statements of Leclanché SA are prepared in accordance with International Financial Reporting Standards (IFRS) as issued by the International Accounting Standards Board (IASB) and its predecessor organization, the International Accounting Standards Committee (IASC).

The policies set out below are consistently applied to all the years presented. These consolidated financial statements were prepared under the historical cost convention, except for items to be recorded at fair value.

The preparation of the consolidated financial statements in conformity with IFRS requires management to make estimates and assumptions that affect the reported amounts of assets and liabilities and disclosure of contingent assets and liabilities at the date of the financial statements and the reported amounts of revenues and expenses during the reporting period. Actual results could differ from those estimates. See Note 2 for areas involving a higher degree of judgment and significant estimates.

The annual closing date of the individual financial statements of all Group companies is December 31.

(B) New and amended accounting standards and IFRIC interpretations

(a) Standards and Interpretation effective in the current period

There are no IFRSs or IFRIC interpretations that are effective for the first time for the financial year beginning on or after 1 January 2014 that have a material impact on the group.

(b) Standard and Interpretations in issue not yet adopted

A number of new standards and amendments to standards and interpretations are effective for annual periods beginning after 1 January 2014 and have not been applied in preparing these consolidated financial statements. None of these is expected to have a significant effect on the consolidated financial statements of the Group.

In addition, various other already issued standards will be amended or clarified as part of the annual improvements 2012, 2013 and 2014, none of which is deemed to have a significant impact on the Group's operations.

There is currently no intention to adopt these new and amended accounting standards before the effective date. The Group will apply the IFRS 15 Revenue from contract with customers from 1 January 2017 and the Group is currently assessing the impact of this standard.

(C) Group accounting

Subsidiaries are all entities (including structured entities) over which the group has control. The group controls an entity when the group is exposed to, or has rights to, variable returns from its involvement with the entity and has the ability to affect those returns through its power over the entity. Subsidiaries are fully consolidated from the date on which control is transferred to the group. They are deconsolidated from the date that control ceases.

The group applies the acquisition method to account for business combinations. The consideration transferred for the acquisition of a subsidiary is the fair values of the assets transferred, the liabilities incurred to the former owners of the acquiree and the equity interests issued by the group. The consideration transferred includes the fair value of any asset or liability resulting from a contingent consideration arrangement. Identifiable assets acquired and liabilities and contingent liabilities assumed in a business combination are measured initially at their fair values at the acquisition date. The group recognises any non-controlling interest

in the acquiree on an acquisition- by-acquisition basis, either at fair value or at the non-controlling interest's proportionate share of the recognised amounts of acquiree's identifiable net assets.

Acquisition-related costs are expensed as incurred.

If the business combination is achieved in stages, the acquisition date fair value of the acquirer's previously held equity interest in the acquiree is remeasured to fair value at the acquisition date through profit or loss.

Any contingent consideration to be transferred by the group is recognised at fair value at the acquisition date. Subsequent changes to the fair value of the contingent consideration that is deemed to be an asset or liability is recognised in accordance with IAS 39 either in profit or loss or as a change to other comprehensive income. Contingent consideration that is classified as equity is not remeasured, and its subsequent settlement is accounted for within equity.

Goodwill is initially measured as the excess of the aggregate of the consideration transferred and the fair value of non-controlling interest over the net identifiable assets acquired and liabilities assumed. If this consideration is lower than the fair value of the net assets of the subsidiary acquired, the difference is recognised in profit or loss.

Inter-company transactions, balances, income and expenses on transactions between group companies are eliminated. Profits and losses resulting from inter-company transactions that are recognised in assets are also eliminated. Accounting policies of subsidiaries have been changed where necessary to ensure consistency with the policies adopted by the group.

(D) Foreign currencies

Items included in the financial statements of each of the group's entities are measured using the currency of the primary economic environment in which the entity operates ('the functional currency'). The consolidated financial statements are presented in Swiss Franc "CHF", which is the group's presentation currency.

The local currency is generally used as the reporting currency throughout the world. In the respective entity financial statements, monetary assets and liabilities denominated in foreign currencies are translated at the rate prevailing at the balance sheet date. Transactions are recorded using the prevailing exchange rate at the time of the transaction. All resulting foreign exchange transaction gains and losses are recognized in the subsidiary's income statement.

Income, expense and cash flows of the consolidated companies have been translated into Swiss francs using average exchange rates. The balance sheets are translated using the year-end exchange rates. Translation differences arising from movements in the exchange rates used to translate equity, long-term internal financing deemed as net investment in a foreign operation and net income are included in other comprehensive income.

(E) Segment reporting

Operating segments are reported in a manner consistent with the internal reporting provided to the Executive Committee.

(F) Revenue recognition

Revenue includes the fair value from the sale of goods and services, net of value-added tax, rebates, discounts and sales commissions and after eliminating sales within the Group.

(a) Sale of goods

Sale of goods is recognized when delivery to the customer has occurred, the significant risks and rewards have been transferred to the buyer and collection of the related receivables is reasonably assured. Sale of goods may include delivery of batteries, rechargeable batteries, systems for electrical storage device and some accessories.

(b) Services rendered

Revenue for services rendered includes various types of services such as system integration, specific developments and customization or maintenance. For larger projects revenue is recognised according to the stage of completion (contract milestone agreed in the quotation), for smaller project once the project is completed.

(c) Interest income

Interest income is recognized using the effective interest method unless collectability is in doubt.

(G) Government grants

Government grants are recognised where there is reasonable assurance that the grant will be received and all attaching conditions will be complied with. When the grant relates to an expense item, it is recognised as income over the period necessary to match the grant on a systematic basis to the costs that it is intended to compensate.

(H) Taxes

The tax expense for the period comprises current and deferred tax. Tax is recognised in the income statement, except to the extent that it relates to items recognised in other comprehensive income or directly in equity. In this case, the tax is also recognised in other comprehensive income or directly in equity, respectively.

The current income tax charge is calculated on the basis of the tax laws enacted or substantively enacted at the balance sheet date in the countries where the company and its subsidiaries operate and generate taxable income. Management periodically evaluates positions taken in tax returns with respect to situations in which applicable tax regulation is subject to interpretation. It establishes provisions where appropriate on the basis of amounts expected to be paid to the tax authorities.

Deferred income tax is recognised, using the liability method, on temporary differences arising between the tax bases of assets and liabilities and their carrying amounts in the consolidated financial statements. However, deferred tax liabilities are not recognised if they arise from the initial recognition of goodwill; deferred income tax is not accounted for if it arises from initial recognition of an asset or liability in a transaction other than a business combination that at the time of the transaction affects neither accounting nor taxable profit or loss. Deferred income tax is determined using tax rates (and laws) that have been enacted or substantively enacted by the balance sheet date and are expected to apply when the related deferred income tax asset is realised or the deferred income tax liability is settled.

Deferred income tax assets are recognised only to the extent that it is probable that future taxable profit will be available against which the temporary differences can be utilised.

Deferred income tax is provided on temporary differences arising on investments in subsidiaries and associates, except for deferred income tax liability where the timing of the reversal of the temporary difference is controlled by the group and it is probable that the temporary difference will not reverse in the foreseeable future.

Deferred income tax assets and liabilities are offset when there is a legally enforceable right to offset current tax assets against current tax liabilities and when the deferred income taxes assets and liabilities relate to income taxes levied by the same taxation authority on either the same taxable entity or different taxable entities where there is an intention to settle the balances on a net basis.

(I) Property, plant and equipment

All property, plant and equipment are shown at cost, less subsequent depreciation and impairment. Cost includes expenditure that is directly attributable to the acquisition of the items. Subsequent costs are included in the asset's carrying amount or recognized as a separate asset, as appropriate, only when it is probable that future economic benefits associated with the item will flow to the Group and the cost of the item can be measured reliably.

All other repair and maintenance expenditures are charged to the income statement during the financial period in which they are incurred.

Depreciation of an asset begins when it is available for use, ie when it is in the location and condition necessary for it to be capable of operating in the manner intended by management and is calculated on a straight-line basis over the useful life, according to the following schedule:

	Useful life in years
Production machinery	8 - 10
Machinery, equipment	5 - 8
Tools	3 - 5
Computers and information networks	3 - 5
Office furniture and equipment	5 - 8
Vehicles	5

Assets are depreciated on a straight-line method.

The assets' residual values and useful lives are reviewed, and adjusted if appropriate, at each balance sheet date. An asset's carrying amount is impaired immediately to its recoverable amount if the asset's carrying amount is greater than its estimated recoverable amount. Gains and losses on disposal or retirement of tangible fixed assets are determined by comparing the proceeds received with the carrying amounts and are included in the consolidated income statements.

(J) Intangible assets

(a) Research and development costs

Research costs are expensed as incurred. Development expenditure on an individual project is recognised as an intangible asset when the Group can demonstrate the technical feasibility of completing the intangible asset so that it will be available for use or sale, its intention to complete and its ability to use or sell the asset, how the asset will generate future economic benefits, the availability of resources to complete the asset and the ability to measure reliably the expenditure during development.

Following initial recognition of the development expenditure as an asset, the cost model is applied requiring the asset to be carried at cost less any accumulated amortisation and accumulated impairment losses. Amortisation of the asset begins when development is complete and the asset is available for use. It is amortised over the period of expected future benefit. During the period of development, the asset is tested for impairment annually.

(b) Patents and licences

The patents have been acquired as part of a business combination. The useful live (12 years) assigned to the patents are based on the maturity of the patents and the value was assessed based on estimated economic benefit that such patents rights can provide.

(K) Financial assets

Financial assets are identified as either one of the following categories: at fair value through profit or loss, loans and receivables or derivative financial instruments. The classification depends on the purpose for which the financial assets were acquired. Management determines the classification of its financial assets at initial recognition and re-evaluates this designation at every reporting date. Financial assets are recognised initially at fair value plus transaction costs for trade and receivables. Financial assets are derecognised when the rights to receive cash flows from the investments have expired or have been transferred and the Group has transferred substantially all risks and rewards of ownership.

(a) Financial assets at fair value through profit or loss

Financial assets at fair value through profit or loss are financial assets held for trading. A financial asset is classified in this category if acquired principally for the purpose of selling in the short term. Derivatives are also categorised as held for trading unless they are designated as hedges. Assets in this category are classified as current assets if expected to be settled within 12 months; otherwise, they are classified as non-current.

Financial assets carried at fair value through profit or loss are initially recognised at fair value and transaction costs are expensed in the income statement. Financial assets at fair value through profit or loss are subsequently carried at fair value.

Gains or losses arising from changes in the fair value of financial assets at fair value through profit or loss, including interest and dividend income, are presented in the income statement within «Financial income/costs», in the period in which they arise.

(b) Loans and receivables

Loans and receivables are non-derivative financial assets with fixed or determinable payments that are not quoted in an active market. After initial measurement loans and receivables are carried at amortised cost using the effective interest method, when maturity is over one year. Carrying amount is after consideration of an allowance for impairment. Gains and losses are recognised in profit or loss when the loans and receivables are derecognised or impaired.

(L) Loans and borrowings

Interest bearing loans and borrowings are initially recognised at fair value less directly attributable transaction costs. After initial recognition, interest bearing loans and borrowings are subsequently measured at amortised cost using the effective interest method, if maturity exceeds 12 months. A financial liability is recognised when the obligation is discharged or cancelled or expires.

Compound financial instruments issued by the group comprise convertible loans that can be converted to share capital at the option of the holder, and the number of shares to be issued does not vary with changes in their fair value. The liability component of a compound financial instrument is recognised initially at the fair value of a similar liability that does not have an equity conversion option. The equity component is recognised initially as the difference between the fair value of the compound financial instrument as a whole and the fair value of the liability component. Any directly attributable transaction costs are allocated to the liability and equity components in proportion to their initial carrying amounts. Subsequent to initial recognition, the liability component is measured at amortised cost using the effective interest method whereas the equity component is not re-measured.

(M) Inventories

Inventories are stated at the lower of cost and net realizable value. Cost is determined using the weighted average cost method. The cost of work in progress and manufactured finished goods comprises direct production costs and an appropriate proportion of production overheads and factory depreciation. Net

realizable value is the estimated selling price in the ordinary course of business, less applicable variable selling expenses. Furthermore, inventories which are no longer part of production and sales plans are directly written off from the gross value of inventories.

(N) Trade and other receivables

Trade accounts receivables are carried at invoiced amounts, less adjustments for doubtful receivables. A provision for impairment is made for doubtful receivables based on a review of all material outstanding amounts at the reporting date.

(O) Cash and cash equivalents

Cash and cash equivalents include cash in hand and highly liquid investments with original maturities of three month or less. This position is readily convertible to known amounts of cash. Bank overdrafts are shown within short-term financial debt in current liabilities on the balance sheet.

(P) Provisions

Provisions are recognized when the Group has a present legal or constructive obligation as a result of past events; it is more likely than not that an outflow of resources will be required to settle the obligation; and the amount has been reliably estimated. Provisions are not recognized for future operating losses.

(Q) Employee benefits

(a) Pension obligations

The Group operates various pension schemes. The schemes are generally funded through payments to insurance companies or trustee-administered funds, determined by periodic actuarial calculations. The group has both defined benefit and defined contribution plans. A defined contribution plan is a pension plan under which the group pays fixed contributions into a separate entity. The group has no legal or constructive obligations to pay further contributions if the fund does not hold sufficient assets to pay all employees the benefits relating to employee service in the current and prior periods. A defined benefit plan is a pension plan that is not a defined contribution plan.

Typically defined benefit plans define an amount of pension benefit that an employee will receive on retirement, usually dependent on one or more factors such as age, years of service and compensation.

The liability recognised in the balance sheet in respect of defined benefit pension plans is the present value of the defined benefit obligation at the end of the reporting period less the fair value of plan assets, together with adjustments for unrecognised past-service costs. The defined benefit obligation is calculated annually by independent actuaries using the projected unit credit method. The present value of the defined benefit obligation is determined by discounting the estimated future cash outflows using interest rates of high-quality corporate bonds that are denominated in the currency in which the benefits will be paid, and that have terms to maturity approximating to the terms of the related pension obligation. In countries where there is no deep market in such bonds, the market rates on government bonds are used.

Actuarial gains and losses arising from experience adjustments and changes in actuarial assumptions are charged or credited to equity in other comprehensive income in the period in which they arise.

Past-service costs are recognised immediately in income.

For defined contribution plans, the group pays contributions to publicly or privately administered pension insurance plans on a mandatory, contractual or voluntary basis. The group has no further payment obligations once the contributions have been paid. The contributions are recognised as employee benefit expense when

they are due. Prepaid contributions are recognised as an asset to the extent that a cash refund or a reduction in the future payments is available.

(b) Termination benefits

Termination benefits are payable when employment is terminated by the group before the normal retirement date, or whenever an employee accepts voluntary redundancy in exchange for these benefits. The group recognises termination benefits at the earlier of the following dates: (a) when the group can no longer withdraw the offer of those benefits; and (b) when the entity recognises costs for a restructuring that is within the scope of IAS 37 and involves the payment of termination benefits. In the case of an offer made to encourage voluntary redundancy, the termination benefits are measured based on the number of employees expected to accept the offer. Benefits falling due more than 12 months after the end of the reporting period are discounted to their present value.

(c) Employee participation

The Group operates two equity-settled, share-based compensation plans, under which the entity receives services from employees as consideration for equity instruments (options) of the Group. The fair value of the employee services received in exchange for the grant of the options is recognised as an expense. The total amount to be expensed is determined by reference to the fair value of the options granted:

- including any market performance conditions;
- excluding the impact of any service and non-market performance vesting conditions (for example, profitability, sales growth targets and remaining an employee of the entity over a specified time period); and
- including the impact of any non-vesting conditions (for example, the requirement for employees to save).

At the end of each reporting period, the group revises its estimates of the number of options that are expected to vest based on the non-market vesting conditions and service conditions. It recognises the impact of the revision to original estimates, if any, in the income statement, with a corresponding adjustment to equity.

When the options are exercised, the company issues new shares. The proceeds received net of any directly attributable transaction costs are credited to share capital (nominal value) and share premium when the options are exercised.

2. CRITICAL ACCOUNTING ESTIMATES AND JUDGMENTS

The Group's principal accounting policies are set out in Note 1 of the Group's consolidated financial statements and conform to International Financial Reporting Standards (IFRS). Significant judgments and estimates are used in the preparation of the consolidated financial statements which, to the extent that actual outcomes and results may differ from these assumptions and estimates, could affect the accounting in the areas described in this section.

Impairment of non-financial assets

The Group assesses whether there are any indicators of impairment for all non-financial assets at each reporting date. Non-financial assets are tested for impairment when there are indicators that the carrying amounts may not be recoverable. When value in use calculations are undertaken, management must estimate the expected cash flows from the asset and choose a suitable discount rate. The realisation of the projects is a key assumption of the Impairment testing performed.

Uncertainties and ability to continue as a going concern

As announced on 4 September 2014 in the Interim Report 2014, the Board was firmly of the view that it was necessary, based on its current business plan, to secure additional medium-term financing and to diversify its financing base to meet its working capital requirements and the capital required to scale the business operations as envisaged by the new growth strategy.

Following this, on 5 January 2015, shareholder approval was obtained to introduce two facilities under a new convertible loan from Recharge APS:

1. Facility A – CHF 13 million of working capital funding,
2. Facility B – CHF 8 million of growth funding, to be drawn for the first phases approved under the new growth strategy

At the time of the issue of these consolidated financial statements, the first CHF 5.6 million has been drawn under Facility A and CHF 0.5 million has been drawn under Facility B.

In addition to this the existing CHF 5 million convertible loan of Oakridge (see note 15) was acquired by Recharge APS as part of the capital transactions approved by the extraordinary general meeting of 5 January 2015, and on 21 January 2015, this was partially converted to equity under the terms of that loan, thereby increasing the equity of the company by CHF 3.7 million.

The company anticipates that, subject to a successful completion of the Turnaround Plan and the successful implementation of the new Growth Plan, funding under Facility A will satisfy the company's working capital requirements for at least the next twelve months and until the achievement of Adjusted EBITDA breakeven (defined as EBITDA breakeven adjusted to exclude any non-cash items and as further adjusted to exclude any negative effect of growth initiatives and activities which are separately funded under Facility B or otherwise).

Accordingly, the Board of Directors believes that the Company will be able to meet all of its obligations for at least the next twelve months as they fall due and hence, the consolidated financial statements have been prepared on a going concern basis.

Notwithstanding this, as operations are scaled, particularly in Sales and Delivery, the Company is aware of the significant execution risk this carries, and continues to explore options to raise further growth capital alongside the existing Facility A and Facility B, as envisaged by the agenda approved by shareholders at the Extraordinary General Meeting of 5 January 2015.

Development costs

Development costs are capitalised in accordance with the accounting policy of Note 1(J). Initial capitalisation is based on management's judgment that the technological and economical feasibility is confirmed, usually when a product development project is conducted based on concrete specification of a third party. In determining the amount to be capitalised, management makes assumptions regarding the expected future cash flows, discount rate to be applied and expected period of benefits. In 2014, development costs have been capitalized for total kCHF 485.9. (2013: kCHF 1'135.2).

Valuation of Convertible Loans

The determination of the fair value of the liability component of the convertible loan under the provisions of IAS 32 requires judgement, and it was determined by assessing the net present value of the underlying market value of the debt component, with the residual amount being then being attributed to equity component. See note 15A for further information.

Deferred income tax asset

Deferred income tax assets are recognised for all unused tax losses only to the extent that it is probable that taxable profits will be available against which the losses can be utilised. Judgement is required from management to determine the amount of tax asset that can be recognised, based on forecasts and tax planning strategies. Given the uncertainty in the realization of future taxable profits, no tax asset has been recognized as of 31 December 2014. Had the Group estimated that all available tax losses could be used, the effect would have been an additional income of kCHF 13'435.7 as of 31 December 2014 (2013: kCHF 26'627.4).

Pension benefits

The present value of the pension obligations depends on a number of factors that are determined on an actuarial basis using a number of assumptions. The assumptions used in determining the net cost (income) for pensions include the discount rate. Any changes in these assumptions will impact the carrying amount of pension obligations. The independent actuary of the Group uses statistical based assumptions covering future withdrawals of participants from the plan and estimates on life expectancy. The actuarial assumptions used may differ materially from actual results due to changes in market and economic conditions, higher or lower withdrawal rates or longer or shorter life spans of participants. These differences could impact significantly the amount of pension income or expenses recognised in future periods.

The Group determines the appropriate discount rate at the end of each year. This is the interest rate that should be used to determine the present value of estimated future cash outflows expected to be required to settle the pension obligations. In determining the appropriate discount rate, the Group considers the interest rates of high-quality corporate bonds that are denominated in the currency in which the benefits will be paid, and that have terms to maturity approximating the terms of the related pension liability.

Other key assumptions for pension obligations are based in part on current market conditions.

3. SEGMENT INFORMATION

From a product perspective, management assesses the performance of the operating segments based on a measure of adjusted earnings before interest, tax, depreciation and amortization (EBITDA). This measure excludes the effects of depreciation, amortization, taxes, financial income and financial costs. The impact on personnel costs related to IAS 19 / IFRIC 14 and finance income and charges are not included in the result for each operating segment.

Since 1 January 2012, the operating business is organized in 3 segments:

- 'Portable' conceives, develops and carries out turn-key solutions for storage of portable electrical power calling upon innovative technologies for specific applications.
- 'Distribution' commercializes batteries as well as accessories such as flashlights and small chargers.
- 'Stationary' produces large format lithium ion cells and systems for high end applications. This segment includes: automotive, stationary and off-road.

All costs that cannot be managed directly by the three business units (Portable, Stationary and Distribution) are grouped as Central Costs, and are kept under regular review by the Executive Committee. As consequence, 4 reportable segments are presented.

In 2014, the Group realized 30.5% (2013: 31.5 %) of its revenue with one customer. The revenue with this customer was realized in the Portable segment.

For geographical information, sales are allocated based on where the client is located.

	Portable		Stationary		Distribution		Group Central Costs		Total	
<u>Revenue</u>	31.12.2014	31.12.2013	31.12.2014	31.12.2013	31.12.2014	31.12.2013	31.12.2014	31.12.2013	31.12.2014	31.12.2013
Total income	6'753.5	8'883.6	634.2	2'600.9	3'274.5	3'331.8	122.4	81.9	10'784.6	14'898.3
EBITDA	-798.9	1'105.3	-9'352.9	-4'740.7	34.4	-98.6	-6'804.6	-5'916.2	-16'922.1	-9'650.2
EBIT	-932.7	963.4	-14'639.7	-6'914.7	37.5	-105.5	-6'903.6	-6'037.9	-22'438.6	-12'094.7
<u>Assets and Liabilities</u>										
Segment assets	2'281.0	4'981.0	36'595.9	40'150.1	1'260.1	1'321.5	1'854.3	4'746.8	41'991.4	51'199.4
Segment liabilities	-867.0	-867.0	-995.4	-995.4	-1'881.5	1'881.5	-15'324.0	-8'232.6	-19'067.8	-11'976.5
<u>Other segment information</u>										
Depreciation and amortization	-115.9	-142.0	-5'278.2	-2'174.0	-0.8	-6.9	-121.6	-121.6	-5'516.5	-2'444.5
Acquisitions of tangible and intangible	128.7	165.0	747.0	3'448.9	-	-	-	-	875.7	3'614.2

Geographical information:

	Switzerland		France		Germany		Other		Total	
<u>Revenue</u>	31.12.2014	31.12.2013	31.12.2014	31.12.2013	31.12.2014	31.12.2013	31.12.2014	31.12.2013	31.12.2014	31.12.2013
Total income	5'081.8	6'153.3	5'025.0	6'255.8	570.9	2'467.3	106.9	21.9	10'784.6	14'898.3
Non-current assets	1'248.2	4'662.3	-	-	33'402.2	35'257.4	-	-	34'650.4	39'919.8

Reconciling items	31.12.2014	31.12.2013
	kCHF	kCHF
EBITDA	-16'922.1	-9'650.2
Depreciation and amortization	-5'516.5	-2'444.5
EBIT	-22'438.6	-12'094.7
Finance revenue	3.3	1.2
Finance costs	-1'920.3	-1'460.6
Income tax	-1'375.0	-
<u>Loss for the year</u>	<u>-25'730.5</u>	<u>-13'554.1</u>

4. REVENUES AND EXPENSES

4.1 OTHER INCOME

	2014	2013
	kCHF	kCHF
Government grants	54.9	2'378.8
Other income	373.4	212.7
	<u>428.3</u>	<u>2'591.5</u>

Government grants were received from the EU and the German "Bundesministerium für Forschung". This grants are related to certain equipment within the mass production line in Germany (see note 7).

4.2 OTHER OPERATING EXPENSES

	<u>2014</u>	<u>2013</u>
	kCHF	kCHF
Consulting costs	1'489.1	2'368.8
Rental costs	1'787.8	1'661.5
Losses on receivables	407.3	88.0
Travel costs	939.6	657.4
Manufacturing costs	261.8	125.6
Sales & marketing costs	292.3	151.7
Transport and packaging	708.0	634.1
Exchange losses / (gains)	2.4	-105.1
Building facilities	994.2	1'030.3
Administration costs	351.8	585.1
Sundry duties and capital taxes	-99.0	138.3
Insurances	129.5	136.4
Miscellaneous	89.9	45.6
	<u>7'354.9</u>	<u>7'517.7</u>

4.3 PERSONNEL COSTS

Salaries	10'693.5	7'373.2
Social charges	1'266.9	924.1
Recognized expense for stock option plans	208.0	693.6
Pension cost (defined benefit plan)	206.1	452.9
	<u>12'374.6</u>	<u>9'443.8</u>

For details on Pension cost refer to Note 9; for recognized expense for stock option plan refer to Note 10.

4.4 RESEARCH AND DEVELOPMENT EXPENSES

Research and development expenditure recognized as an expense during 2014 amount to kCHF 3'165.2 (2013: kCHF 3'559.4).

5. INCOME TAX EXPENSE

	<u>2014</u>	<u>2013</u>
	kCHF	kCHF
<u>Consolidated income statement</u>		
Current income tax	-	-
Deferred income tax	1'375.0	-
Income tax income/(expense) reported in the income statement	<u>1'375.0</u>	<u>-</u>

Reconciliation between tax expense and the product of accounting profit multiplied by domestic tax rate for the period for the years ended 31 December 2014 and 2013 is as follows:

	<u>2014</u>	<u>2013</u>
	kCHF	kCHF
Accounting profit /(loss) before income tax	-24'355.6	-13'554.1
Taxes at the weighted average income tax rate* 26.88% (2013: 25.45%).	-7'172.0	-3'450.1
Effect of unrecorded tax losses	8'546.9	3'450.1
Total	<u>1'375.0</u>	<u>-</u>

The income tax rate of 26.88% is the weighted average of the tax rates prevailing in Switzerland and Germany, respectively.

Deferred tax assets and liabilities tax at 31 December relate to the following:

	<u>2014</u>	<u>2013</u>
	kCHF	kCHF
<i>Deferred tax liability</i>		
Intangible assets	386.3	514.9
Property, plant and equipment	3'396.6	3'794.4
	<u>3'782.9</u>	<u>4'309.3</u>
<i>Deferred tax assets</i>		
Unused tax losses carried forward	2'407.9	4'309.3
	<u>2'407.9</u>	<u>4'309.3</u>
Net deferred tax liability	<u>1'375.0</u>	<u>-</u>

The Group has tax losses which arose in Switzerland that are available until 2021 for offset against future taxable profits of the company in which the losses arose.

Maturity	Tax loss
	kCHF
2015	-
2016	330.9
2017	8'195.0
2018	7'450.7
2019	6'024.7
2020	23'445.2
2021	12'118.5
Total	<u>57'565.0</u>

6. EARNINGS PER SHARE

(a) Basic

Basic earnings per share amounts are calculated by dividing net result for the year attributable to ordinary equity holders of the parent by the weighted average number of ordinary shares in issue during the year.

The following reflects the income and share data used in the earnings per share computations:

	2014	2013
	kCHF	kCHF
Net loss attributable to ordinary equity holders of the parent	-25'730.5	-13'554.1
	2014	2013
Weighted average number of ordinary shares in issue	19'340'057	8'027'795
	2014	2013
	CHF	CHF
Earnings per share		
- basic	-1.33	-1.69
- diluted	-1.33	-1.69

(b) Diluted earnings per share

The diluted earnings per share is calculated adjusting the weighted average number of ordinary shares in issue to assume conversion of all dilutive potential ordinary shares. The existing potential ordinary shares relate to the stock option plan (note 10), to the warrants (note 15A) and to the convertible loan (note 15A) do not affect the diluted loss per share since they would be anti-dilutive (same as 2013).

7. PROPERTY, PLANT AND EQUIPMENT

	Machinery, installations and tools	Furniture and computers	Vehicles	Construction in progress	Total
	kCHF	kCHF	kCHF	kCHF	kCHF
Gross values :					
As at 01.01.2013	14'898.4	1'463.0	370.0	29'764.0	46'495.4
Additions	2'274.7	1.2	-	203.1	2'479.0
Disposals	-	-	-15.0	-	-15.0
Transfer	29'764.0	-	-	-29'764.0	-
Exchange differences	158.4	4.0	-	-	162.4
As at 31.12.2013	47'095.5	1'468.2	355.0	203.1	49'121.8
Depreciations and impairments					
As at 01.01.2013	10'958.0	1'242.4	362.0	-	12'562.4
Depreciation charge for the year	1'509.0	135.9	5.0	-	1'649.9
Disposals	-	-	-12.0	-	-12.0
Exchange differences	32.5	3.4	-	-	35.9
As at 31.12.2013	12'499.5	1'381.7	355.0	-	14'236.2
Net values as at 31.12.2013	34'596.0	86.5	-	203.1	34'885.6
Gross values :					
As at 01.01.2014	47'095.5	1'468.2	355.0	203.1	49'121.8
Additions	310.5	40.8	-	38.5	389.8
Disposals	-	-	-	-	-
Transfer	19.0	-	-	-19.0	-
Exchange differences	-762.1	-5.1	-	-1.7	-768.9
As at 31.12.2014	46'662.9	1'503.9	355.0	220.9	48'742.7
Depreciations and impairments					
As at 01.01.2014	12'499.5	1'381.7	355.0	-	14'236.2
Depreciation charge for the year	4'300.4	71.8	-	107.6	4'479.8
Disposals	-	-	-	-	-
Exchange differences	-191.3	-7.7	-	-	-199.1
As at 31.12.2014	16'608.6	1'445.8	355.0	107.6	18'517.0
Net values as at 31.12.2014	30'054.3	58.2	-	113.3	30'225.7

As at 31.12.2014, the fire insurance value of fixed assets amounts to kCHF 13'875.5 (2013: kCHF 13'875.5)

Certain equipment within the mass production line in Germany formed part of a grant funded research programme, which has ended in 2013 but for which formal sign-off by the relevant funding authority has not yet taken place. The formal eligibility of the funding received will therefore only be confirmed once this sign-off has taken place. The project is officially closed. The financial reporting is currently being audited by the Ministry.

8. INTANGIBLE ASSETS

	Development costs	Patents and licences	Total
	kCHF	kCHF	kCHF
Gross values :			
As at 01.01.2013	3'168.6	4'870.0	8'038.6
Additions	1'135.2	-	1'135.2
Exchange differences	12.7	74.0	86.7
As at 31.12.2013	4'316.5	4'944.0	9'260.5
Amortization and Impairment			
As at 01.01.2013	871.7	2'769.0	3'640.7
Amortization	387.4	406.0	793.4
Exchange differences	-	41.0	41.0
As at 31.12.2013	1'259.1	3'216.0	4'475.1
Net values as at 31.12.2013	3'057.4	1'728.0	4'785.4
Gross values :			
As at 01.01.2014	4'316.5	4'944.0	9'260.5
Additions	485.9	-	485.9
Exchange differences	-33.6	-91.4	-125.0
As at 31.12.2014	4'768.8	4'852.6	9'621.4
Amortization and Impairment			
As at 01.01.2014	1'259.1	3'216.0	4'475.1
Amortization	630.6	406.1	1'036.7
Exchange differences	-	-66.7	-66.7
As at 31.12.2014	1'889.7	3'555.4	5'445.1
Net values as at 31.12.2014	2'879.1	1'297.2	4'176.3

Development costs: the Group has recognised 5 development projects to be capitalised as follows:

Project B: recognised at December 31, 2007: kCHF 250.0

Availability for use: April of 2009, useful life: 5 years (fully depreciated as of 31.12.2014)

Project C: recognised at December 31, 2007: kCHF 1'927.9

Availability for use: during 2011, useful life: 6 years

Project D: (Home Storage System) recognised at 31 December 2014: kCHF 1'894.0

Availability for use: during 2014, useful life: 5 years

Project E: recognised at 31 December 2014: kCHF 288.7

Availability for use: during 2014, useful life: 5 years

Project F: recognised at 31 December 2014: kCHF 192.4

Availability for use: during 2015, useful life: 5 years

Project G: recognised at 31 December 2014: kCHF 65.7

Availability for use: mid 2015, useful life: 10 years.

9. PENSIONS AND OTHER POST-EMPLOYMENT BENEFIT PLANS

The Group has one defined benefit pension plan, covering all of its Swiss employees, which require contributions to be made to separately administrated funds. Both the employer and the employees contribute to the plan, the employer paying half of the total contributions. The pension plan provides lifetime pensions determined based on cumulative savings of the individual plan member and converted into an annual pension at fixed conversion rate. Lump sum payments are possible if conditions are respected.

The amounts recognised in the balance sheet are as follows:

	2014	2013
	kCHF	kCHF
Present value of funded obligations	42'303.9	39'984.2
Fair value of plan assets	-37'305.5	-36'143.9
Deficit of funded plans	4'998.4	3'840.2

The movement in the net defined benefit liability over the year is as follow:

	Present value of obligation	Fair value of plan assets	Total
	kCHF	kCHF	kCHF
At 1 January 2013	41'259.7	-35'991.4	5'268.3
Current service cost	695.7	-	695.7
Interest expense/(income)	783.9	-683.8	100.1
Employee Contributions	-	-342.9	-342.9
	42'739.3	-37'018.1	5'721.2
Remeasurements			
Change in financial assumptions	-865.0	-	-865.0
Change in demographic Assumptions	1'864.6	-	1'864.6
Other Actuarial (gain) / losses	-573.6	-	-573.6
(Gain) / losses on plan assets	-	-1'944.2	-1'944.2
	426.1	-1'944.2	-1'518.1
Contribution			
Company Contribution	-	-362.9	-362.9
Benefits payments	-3'181.2	3'181.2	-
At 31 December 2013	39'984.2	-36'143.9	3'840.2

	Present value of obligation	Fair value of plan assets	Total
	kCHF	kCHF	kCHF
At 1 January 2014	39'984.2	-36'143.9	3'840.2
Current service cost	954.9	-	954.9
Interest expense/(income)	839.7	-759.0	80.6
Employee Contributions	-	-404.7	-404.7
	41'778.7	-37'307.6	4'471.1
Remeasurements			
Change in Financial Assumptions	4'668.9	-	4'668.9
Other Actuarial (gain) / losses	-2'131.8	-	-2'131.8
(Gain) / losses on plan assets	-	-1'585.1	-1'585.1
	2'537.0	-1'585.1	952.0
Contribution			
Company Contribution	-	-424.7	-424.7
Benefits payments	-2'011.8	2'011.8	-
At 31 December 2014	42'303.9	-37'305.5	4'998.4

The Group expects to contribute kCHF 451 to its defined benefit pension plan in 2015.

The major categories of plan assets as a percentage of the fair value of total plan assets are as follows:

	2014	2013
	kCHF	kCHF
Cash	1'509.5	1'576.8
CHF bonds	12'301.9	12'538.2
FX Bonds	1'202.9	1'417.2
Equity	15'470.0	14'467.0
Property	4'423.1	3'192.7
Other	2'398.2	2'951.9
Fair value of plan assets	37'305.5	36'143.9

The overall expected rate of return on assets is determined based on the market prices prevailing on that date, applicable to the period over which the obligation is to be settled.

The Legal coverage (art. 44 OPP2) of the pension fund is 110.3 % as of 31.12.2014 (2013 : 109.5 %)

The principal assumptions used in determining pension benefit obligations for the Group's plan are shown below:

	2014	2013
	%	%
Discount rate	1.0%	2.1%
Salary growth rate	1.5%	1.5%
Pension growth rate	0.5%	0.5%

The demographic basis for 2013 and 2014 is the LPP 2010 generational table. The weighted average duration of the defined benefit obligation is 12.7 years.

The sensitivity of the defined benefit obligation to changes in the weighted principal assumptions is as follow:

	Impact of defined benefit obligation		
	Change in assumption	Increase in assumption	Decrease in assumption
Discount rate	0.5%	-6.0%	6.7%
Salary growth rate	0.5%	0.2%	-0.1%
Pension growth rate	0.5%	5.4%	-5.0%

The above sensitivity analysis is based on a change in an assumption while holding all other assumptions constant. In practice, this is unlikely to occur, and changes in some of the assumptions may be correlated. When calculating the sensitivity of the defined benefit obligation to significant actuarial assumptions the same method (present value of the defined benefit obligation calculated with the projected unit credit method at the end of the reporting period) has been applied as when calculating the pension liability recognised within the statement of financial position.

The methods and types of assumptions used in preparing the sensitivity analysis did not change compared to the previous period.

Weighted average duration of the defined benefit obligation is 12.7 years.

Estimated benefit payments for the next ten years

Figures in kCHF	Less than a year	Between 1-2 years	Between 2-5 years	Between 5-10 years
At 31.12.2013	2'439.8	2'289.3	6'735.1	10'776.3
At 31.12.2014	2'495.6	2'413.2	6'844.7	10'502.9

10. SHARE BASED PAYMENTS

(a) Stock Option plan

On February 26, 2010, the Board of Directors approved a stock option plan for the members of the Board of Directors and selected employees of Leclanché. Each option granted under the employee stock option plan is granted, as a rule, free of charge and entitles the holder to acquire from the Company one share against payment in cash of the exercise price. For each grant of options, the Company and the plan participant enter into an option contract. The exercise price and the exercise period are set by the Board of Directors in the option contract. The exercise price is the average of the closing prices of the shares during the five trading days preceding the date of grant of the options plus a premium to be determined by the Board of Directors at its absolute discretion. The Board of Directors may determine a restriction period during which the options cannot

be exercised. The options vest on the day after the date when the restriction period lapses. The granted options forfeit if, prior to the end of the restriction period, (i) the option holder terminates the employment contract other than for valid reasons, retirement at normal retirement age as may be agreed between the option holder and the Group, death or disability, or (ii) the Group terminates the employment contract for valid reason. Except under certain circumstances (e.g. tender offer or death), the options are not transferable. The shares will be made available through the conditional capital of the Company or open market buybacks of existing shares.

Movements in the number of share options outstanding and their related weighted average exercise prices are as follows:

	31.12.2014		31.12.2013	
	Weighted Average exercise price in CHF per share	Options	Weighted Average exercise price in CHF per share	Options
At 1 January	19.10	174'060	20.84	260'250
Granted	-	-	-	-
Forfeited	38.40	-3'250	-	-86'190
Exercised	-	-	-	-
Expired	38.40	-12'030	-	-
At 31 December	17.24	158'780	19.10	174'060

Share options outstanding at the end of the year have the following expiry date and exercise prices:

Expiry Date	Exercise price in CHF per share	Options	Options
		31.12.2014	31.12.2013
18.02.2014	38.40	-	12'030
18.02.2016	38.40	8'780	12'030
30.06.2016	16.00	150'000	150'000
		158'780	174'060

The fair value of the grants under the stock option plan was estimated using the Black Scholes valuation model with the following assumptions and issues:

	2012 attribution	2011 attribution	2010 attribution
Number of options granted	203'000	8'930	48'320
Grant date	01.07.12	25.10.11	25.06.10
Vesting period	2 years after grant date	2 years resp. 4 years after grant date	2 years resp. 4 years after grant date
Expiration date	2 years after vesting date	2 years after vesting date	2 years after vesting date
Weighted average share price at grant date	13.60	37.65	39.50
Exercise price	16.00	28	38.40 / 40.13 / 43.56
Expected life	3.00	2.99 / 4.99	2.65 / 4.65
Volatility	68.87%	64.72%	89.94%
Expected dividend yield	0%	0%	0%
Risk free interest rate	0.07%	0.66%	0.49% / 0.81%
Fair value of option at grant date	13.60	18.75	24.04
Expected turnover of personnel	0.00%	0.00%	0.00%

For the Stock Option plan, the expense recognised in the income statement for share options granted to directors and employees amounts to kCHF 165.0 on 31 December 2014 (kCHF 693.6 on 2013).

There have not been any grants under the Stock Option plan after 2012. Grants since 2014 are awarded under the Capped Stock Option plan as per Note 10 (b) below.

(b) Capped Stock Option plan

Effective from 1 January 2014, the Company introduced a performance related Capped Stock Option Plan ("CSO Plan") for senior executives that is linked to both company and individual performance. The CSO Plan is designed to direct the focus of the executives concerned on long-term share price appreciation, to promote the long-term financial success of the Group and generally to align the interests of executives with those of shareholders. The plan will be administered by an administrative committee appointed by the Board. Under the CSO Plan an award for a certain number of options is made at the start of the financial year at an exercise price equal to 110% of the average Share Price for the sixty (60) business days preceding the award date, subject to it being (a) not less than the share price at the award date, and (b) not more than 115% of the Share Price at the award date. The actual number of options that are granted to the executive will be determined at or shortly after the end of the year depending on the corporate and individual performance, according to a pre-defined matrix and can range from 0% to 150% of the original award. Options granted are exercisable within 7 years from the date of award and vest evenly over a 3 year period. 50% of each tranche that is vested is blocked for a further 12 months. The option holder may exercise unblocked options within the exercise period by either paying the exercise price to the company to acquire the shares, or authorizing the company to sell sufficient shares to pay the exercise price of the CSOs. In event of termination of employment for any reason other than death or disability, (a) any unvested CSOs shall lapse, (b) any blocked CSOs shall become unblocked CSOs and can be exercised during a period of 30 business days after the termination date, after which they lapse, and (c) any unblocked CSOs can be exercised prior to the termination date, after which they lapse. The administrative committee has discretion to vary conditions as it deems appropriate.

The fair value of the grants under the CSO plan was estimated using the Monte Carlo valuation model with the following assumptions and issues:

	2014 attribution	2014 attribution
Number of options granted	50'000	69'000
Grant date	04.04.14	19.03.15
Vesting period	04.04.14	31.12.2014 : 33% 31.12.2015 : 33% 31.12.2016 : 33%
Expiration date	31.12.20	31.12.20
Share price at grant date	3.81	4.19
Exercise price	4.38	3.00
Cap	17.52	12.00
Volatility (annualized)	80.66%	81.92%
Risk free interest rate (annualized)	0.81%	0.07%
Fair Value of the option at the grant date	0.86	1.09

For the Stock Option plan, the expense recognised in the income statement for share options granted to directors and employees amounts to kCHF 43.0 on 31 December 2014.

(c) Warrants

On 31 October 2013, the Company issued to Talisman Infrastructure International Ltd 832'827 Series A Warrants and 594'876 Series B Warrants as compensation for non-regulated services rendered to the company in connection with capital raising and in particular, the retention of Precept as new investor..

- The Series A Warrants are exercisable into fully paid up registered shares of the Company at an exercise price of CHF 1.50 per share. The Series A Warrants may be exercised at any time until 15 October 2023. The number of shares to be issued upon exercise of the Series A Warrants is dependent on the development of the share price. The formula for the number of shares (N) to be issued upon exercise of Series A Warrants (W) is: $N = W \times ((\text{Average Closing Price} - \text{Exercise Price}) / \text{Average Closing Price})$ provided that the maximum number of shares to be issued as a result of the exercise of Series A Warrants shall not exceed 3.5% of the fully diluted share capital after taking into account the number of shares that would be issued if the Precept Loan were fully converted into shares of the Company. The Average Closing Price is the closing price averaged over the preceding 10 business days.
- The Series B Warrants are exercisable into fully paid up registered shares of the Company at an exercise price of CHF 4.50 per share. The Series B Warrants may be exercised at any time until 15 October 2023. The number of shares to be issued upon exercise of the Series B Warrants is dependent on the development of the share price. The formula for the number of shares (N) to be issued upon exercise of Series B Warrants (W) is: $N = W \times ((\text{Average Closing Price} - \text{Exercise Price}) / \text{Average Closing Price})$ provided that the maximum number of shares to be issued as a result of the exercise of Series A Warrants shall not exceed 2.5% of the fully diluted share capital after taking into account the number of shares that would be issued if the Precept Loan were fully converted into shares of the Company. The Average Closing Price is the closing price averaged over the preceding 10 business days.

These Warrants, issued in connection with capital raising (and in particular the retention of Precept as a new investor) have been valued at fair value at grant date using the Black Scholes Model and incorporating the same underlying assumptions as for the valuation of the Precept convertible loan, as they are considered to be directly attributable transaction costs of the convertible loan provided by Precept (and of any shares issued resulting from conversion of the loan)

11. INVENTORIES

	2014	2013
	kCHF	kCHF
Raw material	2'994.9	3'209.6
Work in progress (at cost)	66.7	538.2
Finished goods	1'527	820.3
Total inventories	4'588.4	4'568.1

The amount of write-down of inventories recognised as an expense is kCHF 61.1 (2013: kCHF 404.2) which is recognised in Raw materials and consumables used.

12. TRADE AND OTHER RECEIVABLES (CURRENT)

	2014	2013
	kCHF	kCHF
Trade receivables, net of allowance for doubtful debts	1'534.2	2'226.2
Advances to suppliers	347.6	726.4
Other receivables	333.7	698.5
Total	2'215.5	3'651.1

Trade receivables are non-interest bearing and are generally on 30-90 days' terms.

As at 31 December 2014, trade receivables at nominal value of kCHF 52.3 (2013: kCHF 104.4) were impaired and fully provided for. Movements in the provision for impairment of receivables were as follows:

	2014	2013
	kCHF	kCHF
At 1 January	104.4	66.2
Increase of provision	-	48.1
Use of provision	-52.1	-9.9
At 31 December	52.3	104.4

As at 31 December, the analysis of trade and other receivables that were past due but not impaired is as follows:

	Total	Neither past due nor impaired	Past due but not impaired			
			< 30 days	30-60 days	60-90 days	> 90 days
	kCHF	kCHF	kCHF	kCHF	kCHF	kCHF
2014	1'867.9	1'294.1	389.5	37.6	33.1	61.3
2013	3'028.9	2'350.6	355.4	109.7	-54.1	162.9

There is no significant default in the trade and other receivables past due but not impaired.

13. SHARE CAPITAL AND RESERVES

13.1 Ordinary Share capital

At 31 December 2014, the issued share capital of the Company amounts to CHF 32'971'804.5, divided into 21'981'203 fully paid-in registered shares with a nominal value of CHF 1.50 each.

Number of Shares	31.12.2014	31.12.2013
Ordinary shares, nominal value CHF 2.11		13'374'767
Ordinary shares, nominal value CHF 1.50	21'981'203	
	21'981'203	13'374'767
Number of Shares	31.12.2014	31.12.2013
At January 1st	13'374'767	5'630'145
Shares issued following loan conversion in 2013		7'744'622
Shares issued following loan conversion in 2014	8'606'436	
At December 31st	21'981'203	13'374'767

Significant shareholders (As per share register)

	%	31.12.2014	31.12.2013
		Unit	Unit
Precept Fund Management SPC	53.4%	11'748'821	3'142'385
Bruellan Corporate Gov Fd	20.6%	4'517'716	4'602'237
The Energy Holding AG	0.1%	23'466	139'437
Sum of all other shareholders below 1 %	25.9%	5'691'200	5'490'708
Total shares issued	100.0%	21'981'203	13'374'767

Changes in share capital

During the last two financial years, the following changes in the share capital of the Company have occurred:

- On 30 June 2014, Precept converted the last tranche of the Precept Loan into 1'470'581 registered shares of CHF 1.5 each issued under Article 3 quinquies of the Articles of Association resulting in an increase of share capital of CHF 2'205'872.2. The related transaction costs amounting to kCHF 32.1 have been deducted from share premium. The increased share capital of 32'971'804.50 divided into 21'981'20 registered shares was updated in the Articles of Association effective 8 October 2014.
- At the ordinary general meeting of shareholders of 3 April 2014, the shareholders approved a reduction of the nominal share capital of the Company by CHF 8'158'607.87 through the reduction of the nominal value of all outstanding 13,374,767 registered shares of the Company from CHF 2.11 to CHF 1.50 per share. At the same meeting, the shareholders approved the increase of share capital by CHF 10'703'782.50 through the issuance of 7'135'855 fully paid-in registered shares with a nominal value of CHF 1.50 each. The capital increase was registered in the Commercial Register of the Canton of Vaud on 10 April 2014.
- At the extraordinary general meeting of shareholders of 26 August 2013, the shareholders approved a reduction of the nominal share capital of the Company by CHF 16'271'119.05 through the reduction of the nominal value of all outstanding 5,630,145 registered shares of the Company from CHF 5 to CHF 2.11 per share. At the same meeting, the shareholders approved the increase of share capital by CHF 16'341'152.42 through the issuance of 7'744'622 fully paid-in registered shares with a nominal value of CHF 2.11 each. The related transaction costs amounting to kCHF 309.9 have been deducted from share premium. The capital increase was registered in the Commercial Register of the Canton of Vaud on 10 September 2013.

- At the extraordinary general meeting of shareholders of 26 August 2013, the shareholders approved the creation of conditional capital in the maximum aggregate amount of CHF 12'457'433.67 through the issuance of a maximum of 5'903'997 fully paid-in registered shares with a nominal value of CHF 2.11 each, reserved for the exercise of conversion rights under the convertible loan agreement of 8 July 2013, as amended from time to time ("Convertible Loan Agreement"), between the Company and Precept Fund Management SPC on behalf of Precept Fund Segregated Portfolio ("Precept").
- At the extraordinary general meeting of shareholders of 26 August 2013, the shareholders approved the creation of authorized capital until 26 August 2015 in the maximum aggregate amount of CHF 14'075'360.57 through the issuance of a maximum of 6'670'787 fully paid-in registered shares with a nominal value of CHF 2.11 each, reserved for the exercise of conversion rights under the Convertible Loan Agreement and as a basis for the issuance of option rights to Talisman Infrastructure International Ltd., a company associated with Talisman Infrastructure Ventures LLP through common ownership, for non-regulated services rendered to the Company in connection with the capital raising or other advisers or agents of the Company in connection with the restructuring.

Conditional share capital

Pursuant to article 3 ter of the Articles of Association, the Company's share capital can be increased by a maximum aggregate amount of CHF 1'617'924 through the issuance of a maximum of 1'078'616 fully paid-in registered shares with a nominal value of CHF 1.50 each, by exercising option rights granted to employees, members of the Executive Committee and members of the Board of Directors in accordance with conditions determined by the Board of Directors. The Board of Directors determines the issue price. The subscription rights of the shareholders are excluded. The new registered shares are subject to the restrictions set forth in article 4 (transferability of shares) of the Articles of Association. As at 31 December 2014, no shares were issued on the basis of article 3 ter of the Articles of Association.

Pursuant to Article 3 quinquies of the Articles of Association, the Company's share capital can be increased by a maximum aggregate amount of CHF 10'251'561, by issuing a maximum of 6'834'374 fully paid-in registered shares with a nominal value of CHF 1.50 each by the exercise of conversion rights granted to Precept Fund Management SPC on behalf of Precept Fund Segregated Portfolio ("Precept") under the convertible loan agreement of 8 July 2013, as amended from time to time ("Convertible Loan Agreement") and such other loan agreements with Precept entered into from time to time with Precept being entitled to pay the issue price in whole or in part by offsetting against claims under the Convertible Loan Agreement. The conversion rights granted to Precept under the Convertible Loan Agreement or such other loan agreements are needed for the restructuring of the Company. The pre-emptive rights of the shareholders are therefore excluded in favour of Precept. The conversion shall be made in accordance with the terms of the Convertible Loan Agreement or such other loan agreements. The conversion rights are exercisable until 30 June 2016, subject to extension (all in accordance with the Convertible Loan Agreement or such other loan agreements). The new registered shares are subject to the restrictions set forth in Article 4 of the Articles of Association.

Authorized share capital

Pursuant to Article 3 quarter of the Articles of Association, the Board of Directors is authorized until 25 August 2015 to increase the share capital up to a maximum amount of CHF 14'075'359.50 through the issue of a maximum of 9'383'573 fully paid-in registered shares with a nominal value of CHF 1.50 each. Partial capital increases are possible. The issue price, the date for entitlement to dividends and the type of contributions are to be determined by the Board of Directors. Contributions from freely disposable equity capital of the Company (including the Company's capital contribution reserves) pursuant to article 652d of the Swiss Code of Obligations up to the entire issue price per registered share are possible. The new registered shares are subject to the restrictions set forth in Article 4 of the Articles of Association. The Board of Directors can exclude the pre-emptive rights in favour of (i) Precept Fund Management SPC on behalf of Precept Fund Segregated Portfolio ("Precept"), a financial creditor of the Leclanché group under the convertible loan agreement of 8 July 2013, as amended from time to time ("Convertible Loan Agreement") and such other loan agreements entered into with Precept from time to time for subscription with Precept being entitled to pay the issue price in whole or in part by offsetting against claims under the Convertible Loan Agreement or such other loan agreements, and (ii) Talisman Infrastructure International Ltd., a company associated with Talisman Infrastructure Ventures

LLP through common ownership for non-regulated services rendered to the Company in connection with the capital raising or other advisers or agents of the Company in connection with the restructuring.

13.2 Other reserves

Other reserves include the following:

	2014	2013
	kCHF	kCHF
Non-Distributable (as of 31 December)	<u>8'632.2</u>	<u>8'632.2</u>

The non-distributable reserves in Leclanché GmbH amount to EUR 4.3 million (2013: EUR 4.3 million).

14. PROVISIONS

	Litigation	Pension Fund Commitment	Total
	kCHF	kCHF	kCHF
At 1 January 2014	80.0	120.0	200.0
Arising during the year	70.0	-	70.0
Released	-	-100.0	-100.0
Utilised	-	-20.0	-20.0
At 31 December 2014	150.0	-	150.0
Current 2013	80.0	20.0	100.0
Non-current 2013	-	100.0	100.0
	80.0	120.0	200.0
Current 2014	150.0	-	150.0
Non-current 2014	-	-	-
	150.0	-	150.0

Pension Fund Commitment

In 2009 a provision amounting to kCHF 150 was recognised based on the underfunding of the patronage pension fund of Leclanché (Fonds de prévoyance Leclanché SA). An additional amount of kCHF 50 has been recognised in 2013. The total amount is not included in the defined benefit obligation as presented under Note 9. The provision was released in 2014 considering the planned merger of the patronage pension fund with the pension fund of Leclanché which will not result in any additional contribution by Leclanché.

Litigation

The amounts represent a provision for a legal claim brought against the company. The provision charge is recognised in profit or loss within "other operating expenses". In 2015, a settlement has been reached, the amount provided for has been paid during March 2015.

15A. CONVERTIBLE LOAN AND WARRANTS

Convertible loan

On 3 June 2014, Precept through its majority owned subsidiary Oakridge Global Energy Solutions, Inc. (formerly Oak Ridge Energy Technologies, Inc; "**Oak Ridge**") had granted a credit facility of CHF 3'000'000 (the "**Oak Ridge Loan**"). The Oak Ridge Loan was increased to CHF 5'000'000 on 2 August 2014 and is convertible into registered

shares of the Company at a conversion price of CHF 1.50. The Oak Ridge Loan carries an interest rate of 2 percent per annum which shall be capitalized and added to the total loan amount due at maturity together with a fee of CHF 0.5 million. The maturity date is 30 June 2016.

On 8 July 2013, the Company entered into a senior secured convertible loan agreement for CHF 17 million maturing on 30 June 2016 (the "**Precept Loan**") from Precept Fund Management SPC on behalf of Precept Fund Segregated Portfolio ("**Precept**"). The Precept Loan carries an interest rate of 2 percent per annum which will be capitalized and added to the total loan amount due at maturity together with a fee of kCHF 500. By June 30, 2014, the full amount had been converted in several tranches into registered shares at an effective conversion price of CHF 1.50 per share.

The fair value of the liability component of the convertible loan at 31 December approximate the book value.

	Date of Drawdown	2014	2013
		kCHF	kCHF
Precept 1st Drawdown (Conversion in 2013)	09.07.2013		4'700.0
Precept 2nd Drawdown (Conversion in April 2014)	30.08.2013		4'600.0
Precept 3rd Drawdown (Conversion in April 2014)	07.10.2013		4'500.0
Precept 4th Drawdown (Conversion in April 2014)	13.02.2014	1'500.0	
Precept 5th Drawdown (Conversion in June 2014)	28.04.2014	1'000.0	
Precept 6th Drawdown (Conversion in June 2014)	30.04.2014	700.0	
Face value of convertible Loans Drawn from Precept		3'200.0	13'800.0
OKME 1st Drawdown (see note 21)	19.06.2014	2'850.0	
OKME 2nd Drawdown (see note 21)	23.06.2014	150.0	
OKME 3rd Drawdown (see note 21)	08.08.2014	1'600.0	
OKME 4th Drawdown (see note 21)	15.09.2014	400.0	
Face value of convertible Loans Drawn from OKME		5'000.0	-
		2014	2013
		kCHF	kCHF
Value of Precept Convertible loan at January 1		4'136.3	-
Face value of convertible Loans Drawn from Precept		3'200.0	13'800.0
Debt issue costs and debt component of warrants		-	-933.9
Interest & finance charges		1'266.7	680.8
Converted into share capital		-6'951.4	-4'713.6
Equity component of convertible loan		-1'651.7	-4'697.0
Value of Precept Convertible loan at December 31		-0.0	4'136.3
Value of OKME Convertible loan at January 1		-	-
Face value of convertible Loans Drawn from OKME		5'000.0	-
Interest & finance charges		607.8	-
Equity component of convertible loan		-2'388.5	-
Value of OKME Convertible loan at December 31		3'219.3	-

An account pledge agreement exists between Leclanché and OKME as security for the Convertible Loan covering all its present and future receivables, claims from intra-group loans and bank account claims. The Convertible loan is also secured by all current and future patent applications filed and patent registrations held worldwide and all current and future trademark applications filed and trademark registrations held by Leclanché and by all present and future shares in Leclanché GmbH, Willstätt, Germany.

Net Proceeds from Convertible Loan

	2014	2013
	kCHF	kCHF
Proceeds from convertible loan	8'200.0	9'100.0
Less Debt issue costs	-	-313.1
Net Proceeds	8'200.0	8'786.9

Warrants

On 31 October 2013, the Company issued to Talisman Infrastructure International Ltd 832'827 Series A Warrants and 594'876 Series B Warrants as compensation for non-regulated services rendered to the company in connection with capital raising and in particular, the retention of Precept as a new investor.

These Warrants, considered to be directly attributable transaction costs for the capital raising, have been valued on the same basis as the convertible loan, with the underlying value of debt and equity components assessed as follows:

	kCHF
Debt Component	620.8
Equity Component	1'152.6
Total	1'773.4

15B. BORROWINGS

	2014	2013
	kCHF	kCHF
Current		
Collateralised borrowings (including interest)	3'027.38	-

In 2014, Bruellan Corporate Governance Action Fund, a fund managed by Bruellan SA, granted the Company a bridge loan in the amount of CHF 1 mio. which carries an interest rate of 5 percent. The bridge loan will mature on 30 June 2015.

In 2014, Universal Holdings granted the Company a bridge loan in the amount of CHF 2 mio. which carries an interest rate of 5 percent. The bridge loan will mature on 30 June 2015.

The Universal holding Bridge loan is secured by a second ranking pledge (behind that of the OKME Convertible loan), over all current and future patent applications filed and patent registrations held worldwide and all current and future trademark applications filed and trademark registrations held by Leclanché and over all present and future shares in Leclanché GmbH, Willstätt, Germany.

The convertible bridge loan of kEUR 5'000 provided by Bruellan Corporate Governance Action Fund in 2012 which was increased to kEUR 6,000 in 2013 was fully converted into equity in 2013.

16. TRADE AND OTHER PAYABLES (CURRENT)

	2014	2013
	kCHF	kCHF
Trade payables	3'331.1	1'201.4
Other payables	2'966.8	2'598.6
	6'297.9	3'800.0

Terms and conditions of the above financial liabilities:

- Trade payables are non-interest bearing and are normally settled on 60-day terms
- Other payables are non-interest bearing and have an average term of six months

17. COMMITMENT AND CONTINGENCIES

Operating lease commitments - Group as a lessee

The Group has entered into commercial leases for the rent of offices and manufacturing areas in Switzerland and in Germany. All leases include a clause to enable upward revision of the rental charge on an annual basis according to prevailing market conditions.

Leclanché SA in Switzerland has mainly rent contract (until 2018).

Leclanché GmbH in Germany has mainly IT leasing contract (until 2017) and rent contract (until 2022).

	2014	2013
	kCHF	kCHF
Within one year	1'908.7	2'530.5
After one year but not more than five years	7'416.2	9'472.3
More than five years	1'509.6	5'604.0
	10'834.5	17'606.8

Purchase commitments

Leclanché has no purchase commitment as of 31.12.2014. (2013: kCHF 470)

18. RELATED PARTY DISCLOSURES

The financial statements include the financial statements of Leclanché SA and the subsidiary listed in the following table:

Name	Activity	Country of incorporation	% equity interest	
			2014	2013
Leclanché GmbH	Manufacturing of lithium ion batteries	Germany	100	100
Leclanché UK LTD	Selling subsidiary of Leclanché SA	England	100	-

For the consolidated financial statements, only those relations and transactions which have not been consolidated are to be reported according to IAS 24.

Therefore, transactions between the Group and its subsidiary, which is a related party of the Group, have been eliminated on consolidation and are not disclosed in this note. Details of transactions between the Group and other related parties are disclosed below.

In order to facilitate an understanding of the potential effects of the related parties on the profit or loss and financial position of the Group, the trading transactions with related parties that are not Group members, the loans to related parties, the key management personnel and its compensation as well as other related party transactions and outstanding balances and relationships are listed hereafter:

In 2014, the Company rented out office space to a company affiliated with Mr. Müller, a member of the Company's Board of Directors, from May 1, 2014 until December 31, 2014. Total rent paid during this period amounted to CHF 10'897. In 2013, the Company rented out office space to a company affiliated with Mr. Müller, a member of the Company's Board of Directors, from January 1, 2013 until September 30, 2013. Total rent paid during this period amounted to CHF 69'705.

Mr. Spillmann is a principal partner of Bruellan SA, Geneva. In connection with the capital increase of the Company in 2012, Bruellan SA was entitled to receive from the Company a commission fee of kCHF 343, which Bruellan has agreed to defer until the Company reaches positive EBITDA or such earlier date as the Board of Directors may decide upon.

Key management compensation

	2014	2013
	kCHF	kCHF
Salaries and other short-term employee benefits	2'500.9	1'495.3
Share-based payments	177.1	-
Total	2'678.0	1'495.3

Loans to member of the Board of Directors or Executive Committee

No loans have been granted to present or past members of the Board of Directors or to present or past members of the Executive Committee (including persons closely related to them), and no such loans were outstanding as of 31 December 2014 and 2013.

19. FINANCIAL INSTRUMENTS / RISK MANAGEMENT

Categories of financial instruments

	FVTPL	Loans and receivables	Amortised cost
Trade and other receivables		X	
Cash and cash equivalents		X	
Other financial assets		X	
Derivative financial instruments	X		
Borrowings / Convertible Loan			X
Trade and other payables			X

Fair values

Set out below is a comparison by category of carrying amounts and fair values of all of the Group's financial instruments.

The different levels have been defined as follows:

- (a) Level 1: quoted prices (unadjusted) in active markets for identical assets or liabilities.
- (b) Level 2: inputs other than quoted prices that are observable for the asset or liability, either directly (for example, as prices) or indirectly (for example, derived from prices).
- (c) Level 3: inputs for the asset or liability that are not based on observable market data.

	Carrying amount	
	2014	2013
	kCHF	kCHF
<i>Financial assets</i>		
Trade and other receivables	2'215.5	3'651.1
Cash and cash equivalents	537.1	3'060.4
Other financial assets	250.6	248.4
<i>Financial liabilities</i>		
Borrowings	3'027.4	-
Convertible loan (Level 3)	3'219.3	4'136.3
Trade and other payables	6'297.9	3'799.9

Due to their current nature, the carrying amount of the financial assets and financial liabilities is deemed to be representative of their fair value.

Risk assessment

The implementation of the risk management has been delegated from the Board of Directors to the Executive Committee. The Executive Committee had the task to design and implement the risk management within Leclanché SA. The ultimate responsibility of the risk management is of the Board of Directors and a yearly review takes place during one of the Board of Directors meetings.

Foreign currency risks

At December 31, 2014, if the CHF had already strengthened by 15% (impact percentage of the abolition of the floor on the exchange rate CHF/EUR by the SNB) against the EUR with all other variables held constant, the pre-tax result for the year would have been KCHF 101.9 higher / lower, mainly as a result of foreign exchange gains / losses on translation of EUR-denominated trade account receivables, bank accounts and trade account payables.

As a result of its operation with foreign partners, the group is exposed to foreign currency risk mainly on the Euro (EUR) and to a lesser extent on USD and GBP. The convertible loan and borrowing is denominated in CHF and consequently does not expose the group to any exchange rate risk.

The following table demonstrate the sensitivity of reasonably possible changes in EUR exchange rate on the Group net profit (operating activities), or on equity.

	Change in rate	Impact on loss	Impact on equity
		kCHF	kCHF
2014	+/- 5%	+/- 800.0	+/- 1'492.0
2013	+/- 5%	+/- 345.7	+/- 1'544.0

Hedging activities

No hedging activities during 2014 or 2013.

Interest rate risk

There is no exposure of the group's convertible loan and borrowings to interest rate change as a result of its fixed rate character. The interest rate on cash and cash equivalents as of 31 December 2014 was below 0.5%.

Credit risk

The Group performs credit verification procedures on customers which trade on credit. In addition, receivables are monitored on an ongoing basis with the result that the Groups' exposure to bad debt is regarded as being not significant. The maximum exposure is the carrying amount of trade receivables as per Note 12. There is a concentration of credit risk with one customer in the Portable segment, nevertheless no recoverability risk is identified.

With respect to credit risk arising from the other financial assets, the Group's exposure to credit risk arises from the default of the counterparty, with a maximum exposure equal to the carrying amount of these instruments.

Credit risk is managed on group basis, except for credit risk relating to accounts receivable balances. Each local entity is responsible for managing and analysing the credit risk for each of their new clients before standard payment and delivery terms and conditions are offered. Credit risk arises from cash and cash equivalents, derivative financial instruments and deposits with banks and financial institutions, as well as credit exposures to wholesale and retail customers, including outstanding receivables and committed transactions. For banks and financial institutions, only independently rated parties with a minimum rating of 'A' are accepted. If wholesale customers are independently rated, these ratings are used. If there is no independent rating, risk control assesses the credit quality of the customer, taking into account its financial position, past experience and other factors. Individual risk limits are set based on internal or external ratings in accordance with limits set by the board. The utilisation of credit limits is regularly monitored. Sales to retail customers are settled in cash or using major credit cards.

No credit limits were exceeded during the reporting period, and management does not expect any losses from non-performance by these counterparties.

Liquidity risk

The following table sets out the carrying amount, by maturity, of the Group's financial liabilities based on undiscounted payments.

Year ended 31 December 2014

	Less than 3 months	Between 3 months and 1 year	Between 2 and 5 years	Total
	kCHF	kCHF	kCHF	kCHF
Trade and other payables	6'297.9	-	-	6'297.9
Convertible loan	-	-	3'219.3	3'219.3
Borrowings	-	3'027.4	-	3'027.4

Year ended 31 December 2013

	Less than 3 months	Between 3 months and 1 year	Between 1 and 2 years	Total
	kCHF	kCHF	kCHF	kCHF
Trade and other payables	3'800.0	-	-	3'800.0
Convertible loan	-	-	4'136.3	4'136.3

Capital management

Please refer to notes 13, 15A and 15B regarding fund raisings executed during the year.

The Company's current cash flow does not support a commercial credit line and given the difficulties the company experienced in trying to raise capital in the public equity market last year, we are fortunate in benefiting from the continued support of our leading institutional investor.

Our medium term aim remains to finance the Group's operations partly by financial debt with an equity ratio of approximately 50%. No changes were made in the objectives, policies or processes during the years ending 31 December 2014 and 2013.

20. SUBSEQUENT EVENTS

Recharge Loan

On January 5, 2015, shareholder approval was obtained to introduce two facilities under a new convertible loan from Recharge ApS:

1. Facility A – CHF 13 million of working capital funding,
2. Facility B – CHF 8 million of growth funding, to be drawn for the first phases of the approved growth strategy

The existing CHF 5 million convertible loan from Oakridge was also acquired by Recharge APS and on January 21, 2015, this was partially converted to equity under the terms of that loan, thereby increasing the equity of the company by CHF 3.7 million whilst simultaneously reducing the debt.

At this time, CHF 5.6 million has been drawn under Facility A and the first CHF 0.5 million has also been drawn under Facility B to fund the implementation of initiatives under the new growth plan.

Based on the conversion mechanism, which leads to a variable number of shares, the loan will be accounted for as a debt instrument with an embedded derivative for the conversion elements. The host will be accounted for at amortised cost, whereas the embedded derivative will be fair valued with changes recorded to profit and loss.

FX

On January 15, 2015 the Swiss National Bank (SNB) discontinued the maintenance of a minimum exchange rate of CHF 1.20 per Euro. This event is a non-adjusting event, since it arose after the balance sheet date. The SNB announcement negatively impacted the EUR/CHF exchange rate. This announcement will certainly impact the economic environment of the Group. It is however not possible to assess the impact this will have on the market position of Leclanché. (see Note 19 for sensitivity analysis on EUR exchange rate).

Report of the statutory auditor on the consolidated financial statements



Report of the statutory auditor
to the General Meeting of
LECLANCHE SA
Yverdon-les-Bains

Report of the statutory auditor on the consolidated financial statements

As statutory auditor, we have audited the consolidated financial statements of LECLANCHE SA, which comprise the income statement, statement of comprehensive income, balance sheet, statement of changes in equity, cash flow statement and notes (pages 32 – 68), for the year ended 31 December 2014.

Board of Directors' responsibility

The Board of Directors is responsible for the preparation and fair presentation of the consolidated financial statements in accordance with the International Financial Reporting Standards (IFRS) and the requirements of Swiss law. This responsibility includes designing, implementing and maintaining an internal control system relevant to the preparation and fair presentation of consolidated financial statements that are free from material misstatement, whether due to fraud or error. The Board of Directors is further responsible for selecting and applying appropriate accounting policies and making accounting estimates that are reasonable in the circumstances.

Auditor's responsibility

Our responsibility is to express an opinion on these consolidated financial statements based on our audit. We conducted our audit in accordance with Swiss law and Swiss Auditing Standards as well as the International Standards on Auditing. Those standards require that we plan and perform the audit to obtain reasonable assurance whether the consolidated financial statements are free from material misstatement.

An audit involves performing procedures to obtain audit evidence about the amounts and disclosures in the consolidated financial statements. The procedures selected depend on the auditor's judgment, including the assessment of the risks of material misstatement of the consolidated financial statements, whether due to fraud or error. In making those risk assessments, the auditor considers the internal control system relevant to the entity's preparation and fair presentation of the consolidated financial statements in order to design audit procedures that are appropriate in the circumstances, but not for the purpose of expressing an opinion on the effectiveness of the entity's internal control system. An audit also includes evaluating the appropriateness of the accounting policies used and the reasonableness of accounting estimates made, as well as evaluating the overall presentation of the consolidated financial statements. We believe that the audit evidence we have obtained is sufficient and appropriate to provide a basis for our audit opinion.

Opinion

In our opinion, the consolidated financial statements for the year ended 31 December 2014 give a true and fair view of the financial position, the results of operations and the cash flows in accordance with the International Financial Reporting Standards (IFRS) and comply with Swiss law.

PricewaterhouseCoopers SA, avenue C.-F. Ramuz 45, case postale, CH-1001 Lausanne, Switzerland
Téléphone: +41 58 792 81 00, Téléfax: +41 58 792 81 10, www.pwc.ch

PricewaterhouseCoopers SA is a member of the global PricewaterhouseCoopers network of firms, each of which is a separate and independent legal entity.

Report of the statutory auditor on the consolidated financial statements (Page 2)



Emphasis of Matter

We draw your attention to note 2 to these financial statements, which states that the company is aware of the significant execution risk of its turnaround and growth plan. This, along with other matters as described in note 2, indicates the existence of a material uncertainty which may cast significant doubt about the ability of the company to continue as a going concern. Our opinion is not qualified in respect of this matter.

Report on other legal requirements



We confirm that we meet the legal requirements on licensing according to the Auditor Oversight Act (AOA) and independence (article 728 CO and article 11 AOA) and that there are no circumstances incompatible with our independence.

During our audit, performed in accordance with article 728a paragraph 1 item 3 CO and Swiss Auditing Standard 890, we noted that an internal control system which has been designed, in accordance with the instructions of the Board of Directors, for the preparation of consolidated financial statements is not sufficiently supported by written documentation for the inventory, property, plant and equipment processes at the subsidiary level and for the financial closing process at the group level, which are material to the group.



In our opinion, except for the matter described in the preceding paragraph, an internal control system exists which has been designed for the preparation of consolidated financial statements according to the instructions of the Board of Directors.

We recommend that the consolidated financial statements submitted to you be approved.

PricewaterhouseCoopers SA



Felix Roth
Audit expert
Auditor in charge



Aude Joly
Audit expert

Lausanne, 10 April 2015

Leclanché SA

Statutory financial statements 2014

Balance sheet at December 31, 2014

	31.12.2014	31.12.2013
ASSETS		
Current assets		
Cash and cash equivalents	469.9	2'798.7
Trade receivables	1'062.2	2'252.4
Receivable from Shareholder	487.3	-
Bad Debt	-52.3	-79.1
Advances to suppliers	273.5	726.4
Other receivables	177.4	267.0
Inventories:		
Raw material and components	1'656.6	1'924.4
Work in progress and finished goods	59.8	810.1
Prepayments	39.0	14.8
	4'173.4	8'714.7
Non-current assets		
Investment in subsidiary	6'352.5	6'352.5
Allowance on investment in subsidiary	-6'352.5	-6'352.5
Receivable from subsidiary (of which subordinated 2014: CHF 57'409'530 / 2013: CHF 45'848'660)	78'805.1	67'991.8
Allowance on receivable from subsidiary	-20'000.0	-15'000.0
Other financial assets	250.6	248.4
Property, plant and equipment		
Machinery, furniture and equipment	934.7	1'419.2
Vehicles	-	-
Intangible assets:		
Development costs	1'072.4	1'363.4
	61'062.8	56'022.8
TOTAL ASSETS	65'236.2	64'737.5
EQUITY AND LIABILITIES		
Current liabilities		
Trade payables	2'532.3	1'399.8
Trade payables Intercompany	38.4	-
Other payables	293.0	959.6
Borrowings	3'027.4	-
Accruals	2'382.6	1'719.8
Provisions	150.0	100.0
	8'423.7	4'179.2
Non-current liabilities		
Provisions	-	100.0
Convertible Loan	5'047.0	9'142.0
	5'047.0	9'242.0
Total equity		
Share capital	32'971.8	28'220.8
General reserve	3'350.0	3'350.0
Reserve from capital contribution	64'337.3	56'520.7
Other reserves	307.3	307.3
Retained earnings/(Accumulated losses)	-37'082.4	-13'637.3
Profit/(Loss) for the year	-12'118.5	-23'445.2
	51'765.5	51'316.3
TOTAL EQUITY AND LIABILITIES	65'236.2	64'737.5

Income statement for the year ended December 31, 2014

	2014	2013
	kCHF	kCHF
Sales of goods and services	10'223.7	12'440.7
Discounts	-73.7	-133.9
Other income	145.2	109.9
Revenue	10'295.2	12'416.7
Raw materials and consumables used	-6'266.8	-7'054.8
Personnel costs	-8'172.9	-6'332.9
Other operating expenses	-4'183.5	-4'692.3
EBITDA	-8'328.0	-5'663.3
Depreciation and amortization expense	-969.9	-929.5
Impairment on investment in and receivable from subsidiary	-5'000.0	-19'629.5
EBIT	-14'297.9	-26'222.3
Finance income, incl. exchange gains	3'773.7	2'847.1
Finance cost incl. exchange losses	-1'594.3	-70.0
Profit/(Loss) for the year	-12'118.5	-23'445.2

Notes to the financial statements 2014

1. Basis of preparation

Applying the transitional provisions of the new accounting law, these financial statements have been prepared in accordance with the provisions on accounting and financial reporting of the Swiss Code of Obligations effective until 31 December 2012.

Uncertainties and ability to continue as a going concern

As announced on 4 September 2014 in the Interim Report 2014, the Board was firmly of the view that it was necessary, based on its current business plan, to secure additional medium-term financing and to diversify its financing base to meet its working capital requirements and the capital required to scale the business operations as envisaged by the new growth strategy.

Following this, on 5 January 2015, shareholder approval was obtained to introduce two facilities under a new convertible loan from Recharge APS:

1. Facility A – CHF 13 million of working capital funding,
2. Facility B – CHF 8 million of growth funding, to be drawn for the first phases approved under the new growth strategy

At the time of the issue of these consolidated financial statements, the first CHF 5.6 million has been drawn under Facility A and CHF 0.5 million has been drawn under Facility B.

In addition to this the existing CHF 5 million convertible loan of Oakridge was acquired by Recharge APS as part of the capital transactions approved by the extraordinary general meeting of 5 January 2015, and on 21 January 2015, this was partially converted to equity under the terms of that loan, thereby increasing the equity of the company by CHF 3.7 million.

The company anticipates that, subject to a successful completion of the Turnaround Plan and the successful implementation of the new Growth Plan, funding under Facility A will satisfy the company's working capital requirements for at least the next twelve months and until the achievement of Adjusted EBITDA breakeven (defined as EBITDA breakeven adjusted to exclude any non-cash items and as further adjusted to exclude any negative effect of growth initiatives and activities which are separately funded under Facility B or otherwise).

Accordingly, the Board of Directors believes that the Company will be able to meet all of its obligations for at least the next twelve months as they fall due and hence, the financial statements have been prepared on a going concern basis.

Notwithstanding this, as operations are scaled, particularly in Sales and Delivery, the Company is aware of the significant execution risk this carries, and continues to explore options to raise further growth capital alongside the existing Facility A and Facility B, as envisaged by the agenda approved by shareholders at the Extraordinary General Meeting of 5 January 2015.

	31.12.2014 kCHF	31.12.2013 kCHF
2. Contingent liabilities		
Warranties in favour of third parties	251	248
3. Commitments	2'931	3'368

Commitments are based on rental contracts in Yverdon (ending 2018) and Haerkingen (ending February 2015) and car leasing contracts.

Should Leclanché GmbH be unable to fulfil its due obligation, Leclanché SA will provide Leclanché GmbH with financial contributions in a way that will enable Leclanché GmbH to fulfil its financial obligation at all times.

	31.12.2014 kCHF	31.12.2013 kCHF
4. Fire insurance		
Building	400	400
Machinery, furniture and equipment	530	530
5. Investments		
Leclanché GmbH, Willstätt (Germany), subscribed capital: EUR 270'600 Activity: Manufacturing of lithium-ion batteries	100%	100%
Leclanché Uk Ltd, London (England), subscribed capital: GBP 100 Activity: Selling activity in the Uk.	100%	
6. Significant shareholders (as per share register)		
Precept Fund Management SPC	53.4%	23.5%
Bruellan Corporate Gov Fd	20.6%	34.4%

7. Risk assessment

The implementation of the risk management has been delegated from the Board of Directors to the Executive Committee. The Executive Committee had the task to design and implement the risk management within Leclanché SA. The ultimate responsibility of the risk management belongs to the Board of Directors.

8. Share capital

8.1 Ordinary share capital

At 31 December 2014, the issued share capital of the Company amounts to CHF 32'971'804.5, divided into 21'981'203 fully paid-in registered shares with a nominal value of CHF 1.50 each.

Conditional share capital

Pursuant to article 3 ter of the Articles of Association, the Company's share capital can be increased by a maximum aggregate amount of CHF 1'617'924 through the issuance of a maximum of 1'078'616 fully paid-in registered shares with a nominal value of CHF 1.50 each, by exercising option rights granted to employees, members of the Executive Committee and members of the Board of Directors in accordance with conditions determined by the Board of Directors. The Board of Directors determines the issue price. The subscription rights of the shareholders are excluded. The new registered shares are subject to the restrictions set forth in

article 4 (transferability of shares) of the Articles of Association. As at 31 December 2014, no shares were issued on the basis of article 3 ter of the Articles of Association.

Pursuant to Article 3 quinquies of the Articles of Association, the Company's share capital can be increased by a maximum aggregate amount of CHF 10'251'561, by issuing a maximum of 6'834'374 fully paid-in registered shares with a nominal value of CHF 1.50 each by the exercise of conversion rights granted to Precept Fund Management SPC on behalf of Precept Fund Segregated Portfolio ("Precept") under the convertible loan agreement of 8 July 2013, as amended from time to time ("Convertible Loan Agreement") and such other loan agreements with Precept entered into from time to time with Precept being entitled to pay the issue price in whole or in part by offsetting against claims under the Convertible Loan Agreement. The conversion rights granted to Precept under the Convertible Loan Agreement or such other loan agreements are needed for the restructuring of the Company. The pre-emptive rights of the shareholders are therefore excluded in favour of Precept. The conversion shall be made in accordance with the terms of the Convertible Loan Agreement or such other loan agreements. The conversion rights are exercisable until 30 June 2016, subject to extension (all in accordance with the Convertible Loan Agreement or such other loan agreements). The new registered shares are subject to the restrictions set forth in Article 4 of the Articles of Association.

Authorized share capital

Pursuant to Article 3 quarter of the Articles of Association, the Board of Directors is authorized until 25 August 2015 to increase the share capital up to a maximum amount of CHF 14'075'359.50 through the issue of a maximum of 9'383'573 fully paid-in registered shares with a nominal value of CHF 1.50 each. Partial capital increases are possible. The issue price, the date for entitlement to dividends and the type of contributions are to be determined by the Board of Directors. Contributions from freely disposable equity capital of the Company (including the Company's capital contribution reserves) pursuant to article 652d of the Swiss Code of Obligations up to the entire issue price per registered share are possible. The new registered shares are subject to the restrictions set forth in Article 4 of the Articles of Association. The Board of Directors can exclude the pre-emptive rights in favour of (i) Precept Fund Management SPC on behalf of Precept Fund Segregated Portfolio ("Precept"), a financial creditor of the Leclanché group under the convertible loan agreement of 8 July 2013, as amended from time to time ("Convertible Loan Agreement") and such other loan agreements entered into with Precept from time to time for subscription with Precept being entitled to pay the issue price in whole or in part by offsetting against claims under the Convertible Loan Agreement or such other loan agreements, and (ii) Talisman Infrastructure International Ltd., a company associated with Talisman Infrastructure Ventures LLP through common ownership for non-regulated services rendered to the Company in connection with the capital raising or other advisers or agents of the Company in connection with the restructuring.

9. Pledge

An account pledge agreement exists between Leclanché and OKME as security for the Convertible Loan covering all its present and future receivables, claims from intra-group loans and bank account claims. The Convertible loan is also secured by all current and future patent applications filed and patent registrations held worldwide and all current and future trademark applications filed and trademark registrations held by Leclanché and by all present and future shares in Leclanché GmbH, Willstätt, Germany.

10. Share and option holdings by members of the Board of Directors and Executive Committee

The disclosures required by articles 663C of the Swiss Code of Obligations on shares and options held by the Board of Directors and General Management is as follows:

As at 31 December 2014

Name	Position	Shares (number)	Options (number) ¹
Stefan Müller	Member of the Board of Directors	8'090	3'250 ³
Antoine Spillmann	Member of the Board of Directors	795	-
Pierre Blanc	Chief Technical Officer	-	3'900 ³ 100'000 ⁴ 15'000 ⁶
Fabrizio Marzolini	Head of Systems Development	40	650 ³ 25'000 ⁴ 15'000 ⁶
Andrew Firmston-Williams	Chief Financial Officer	-	50'000 ⁵ 30'000 ⁶
Thierry Perronnet	General Manager Distribution	-	9'000 ⁶

¹ The options were granted free of charge. Each option entitles the holder to acquire from the Company one share against payment in cash of the exercise price. The granted options forfeit if, prior to the end of the restriction period, (i) the holder terminates the employment contract other than for valid reasons, retirement at normal retirement age as may be agreed between the option holder and the Group, death or disability, or (ii) the Group terminates the employment contract for valid reason. Except under certain circumstances (e.g. tender offer or death), the options are not transferable. For information on the valuation of the options, please refer to Note 11.

² End of the exercise period during 2014, no exercise of option.

³ Grant date: 19.02.2010; exercise price: 38.40; restriction period: 4 years; exercise period: 19.02.2014 - 18.02.2016

⁴ Grant date: 01.07.12; exercise price: 16.00; restriction period: 2 years; exercise period: 01.07.2014 - 30.06.2016

⁵ Grant date: 04.04.2014; exercise price: 4.38; exercise period: 07.04.2014 - 31.12.2020

⁶ Grant date: 19.03.2015; exercise price: 3.00; exercise period: 19.03.2015 - 31.12.2020

As at 31 December 2013

Name	Position	Shares (number)	Options (number) ¹
Stefan Müller	Member of the Board of Directors	8'090	3'250 ² 3'250 ³
Armin Weiland ⁵	Member of the Board of Directors	-	3'250 ² 3'250 ³
Antoine Spillmann	Member of the Board of Directors	795	-
Pierre Blanc	Chief Technical Officer	-	3'900 ² 3'900 ³ 100'000 ⁴
Fabrizio Marzolini	Head of Systems Development	40	650 ² 650 ³ 25'000 ⁴

¹ The options were granted free of charge. Each option entitles the holder to acquire from the Company one share against payment in cash of the exercise price. The granted options forfeit if, prior to the end of the restriction period, (i) the holder terminates the employment contract other than for valid reasons, retirement at normal retirement age as may be agreed between the option holder and the Group, death or disability, or (ii) the Group terminates the employment contract for valid reason. Except under certain circumstances (e.g. tender offer or death), the options are not transferable. For information on the valuation of the options, please refer to Note 11.

² Grant date: 19.02.2010; exercise price: 38.40; restriction period: 2 years; exercise period: 19.02.2012 - 18.02.2014

³ Grant date: 19.02.2010; exercise price: 38.40; restriction period: 4 years; exercise period: 19.02.2014 - 18.02.2016

⁴ Grant date: 01.07.12; exercise price: 16.00; restriction period: 2 years; exercise period: 01.07.2014 - 30.06.2016

⁵ Mr. Weiland is founding partner of German Capital GmbH. German Capital GmbH is affiliated with entities controlling The Energy Holding AG, the formal principal shareholder of the Company.

Report of the statutory auditor



Report of the statutory auditor
to the General Meeting of
LECLANCHE SA
Yverdon-les-Bains

Report of the statutory auditor on the financial statements

As statutory auditor, we have audited the accompanying financial statements of LECLANCHE SA, which comprise the balance sheet, income statement and notes (pages 72 – 77), for the year ended 31 December 2014.

Board of Directors' responsibility

The Board of Directors is responsible for the preparation of the financial statements in accordance with the requirements of Swiss law and the company's articles of incorporation. This responsibility includes designing, implementing and maintaining an internal control system relevant to the preparation of financial statements that are free from material misstatement, whether due to fraud or error. The Board of Directors is further responsible for selecting and applying appropriate accounting policies and making accounting estimates that are reasonable in the circumstances.

Auditor's responsibility

Our responsibility is to express an opinion on these financial statements based on our audit. We conducted our audit in accordance with Swiss law and Swiss Auditing Standards. Those standards require that we plan and perform the audit to obtain reasonable assurance whether the financial statements are free from material misstatement.

An audit involves performing procedures to obtain audit evidence about the amounts and disclosures in the financial statements. The procedures selected depend on the auditor's judgment, including the assessment of the risks of material misstatement of the financial statements, whether due to fraud or error. In making those risk assessments, the auditor considers the internal control system relevant to the entity's preparation of the financial statements in order to design audit procedures that are appropriate in the circumstances, but not for the purpose of expressing an opinion on the effectiveness of the entity's internal control system. An audit also includes evaluating the appropriateness of the accounting policies used and the reasonableness of accounting estimates made, as well as evaluating the overall presentation of the financial statements. We believe that the audit evidence we have obtained is sufficient and appropriate to provide a basis for our audit opinion.

Opinion

In our opinion, the financial statements for the year ended 31 December 2014 comply with Swiss law and the company's articles of incorporation.

Emphasis of Matter

We draw your attention to note 1 to these financial statements, which states that the company is aware of the significant execution risk of its turnaround and growth plan. This, along with other matters as described in note 1, indicates the existence of a material uncertainty which may cast significant doubt about the ability of the company to continue as a going concern. Our opinion is not qualified in respect of this matter.

PricewaterhouseCoopers SA, avenue C.-F. Ramuz 45, case postale, CH-1001 Lausanne, Switzerland
Téléphone: +41 58 792 81 00, Téléfax: +41 58 792 81 10, www.pwc.ch

PricewaterhouseCoopers SA is a member of the global PricewaterhouseCoopers network of firms, each of which is a separate and independent legal entity.

Report of the statutory auditor (page 2)



Report on other legal requirements

We confirm that we meet the legal requirements on licensing according to the Auditor Oversight Act (AOA) and independence (article 728 CO and article 11 AOA) and that there are no circumstances incompatible with our independence.

In accordance with article 728a paragraph 1 item 3 CO and Swiss Auditing Standard 890, we confirm that an internal control system exists which has been designed for the preparation of financial statements according to the instructions of the Board of Directors.

We recommend that the financial statements submitted to you be approved.

PricewaterhouseCoopers SA



Felix Roth

Audit expert
Auditor in charge



Aude Joly

Audit expert

Lausanne, 10 April 2015